



TITLE GUARANTY  
HAWAII

# STATEWIDE HOUSING STATISTICS

APRIL 2022

## SINGLE FAMILY HOMES

# OF SALES	MONTH			YTD		
	2022	2021	% CHANGE	2022	2021	% CHANGE
<i>Hawaii</i>	238	290	▼17.9%	976	1,094	▼10.8%
<i>Kauai</i>	60	70	▼14.3%	211	244	▼13.5%
<i>Maui</i>	106	135	▼21.5%	389	460	▼15.4%
<i>Oahu</i>	365	375	▼2.7%	1,253	1,287	▼2.6%
<b>Total</b>	<b>769</b>	<b>870</b>	<b>▼11.6%</b>	<b>2,829</b>	<b>3,085</b>	<b>▼8.3%</b>

MEDIAN SALES PRICE	MONTH			YTD		
	2022	2021	% CHANGE	2022	2021	% CHANGE
<i>Hawaii</i>	\$517,000	\$475,000	▲8.8%	\$525,000	\$460,000	▲14.1%
<i>Kauai</i>	\$1,175,000	\$979,500	▲20.0%	\$1,200,000	\$1,043,000	▲15.1%
<i>Maui</i>	\$1,242,500	\$975,000	▲27.4%	\$1,155,000	\$975,000	▲18.5%
<i>Oahu</i>	\$1,105,000	\$928,000	▲19.1%	\$1,100,000	\$920,000	▲19.6%

## CONDOMINIUMS

# OF SALES	MONTH			YTD		
	2022	2021	% CHANGE	2022	2021	% CHANGE
<i>Hawaii</i>	86	152	▼43.4%	323	475	▼32.0%
<i>Kauai</i>	43	57	▼24.6%	165	191	▼13.6%
<i>Maui</i>	176	264	▼33.3%	679	778	▼12.7%
<i>Oahu</i>	672	645	▲4.2%	2,382	2,109	▲12.9%
<b>Total</b>	<b>977</b>	<b>1,118</b>	<b>▼12.6%</b>	<b>3,549</b>	<b>3,553</b>	<b>▼0.1%</b>

MEDIAN SALES PRICE	MONTH			YTD		
	2022	2021	% CHANGE	2022	2021	% CHANGE
<i>Hawaii</i>	\$709,950	\$474,500	▲49.6%	\$575,000	\$480,000	▲19.8%
<i>Kauai</i>	\$775,000	\$510,000	▲52.0%	\$650,000	\$605,000	▲7.4%
<i>Maui</i>	\$815,000	\$690,000	▲18.1%	\$760,000	\$620,000	▲22.6%
<i>Oahu</i>	\$510,000	\$450,000	▲13.3%	\$510,000	\$451,000	▲13.1%

Source: Respective Islands' board of REALTORS® Statistics provided by Title Guaranty. Information deemed reliable but not guaranteed. All rights to these materials are reserved; no reproduction without prior written consent.

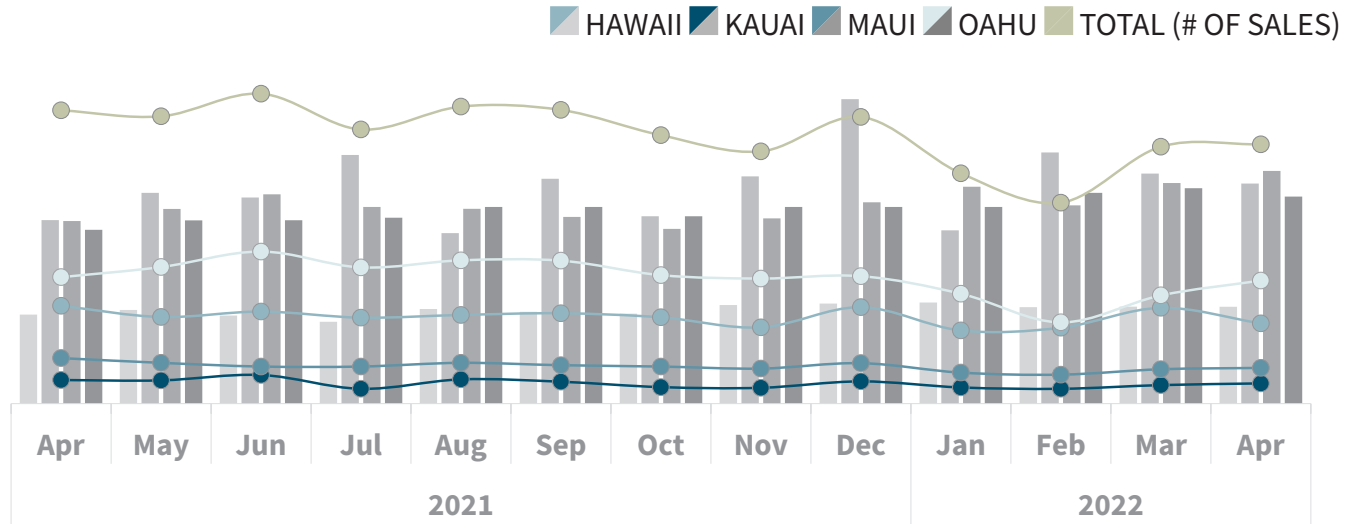


TITLE GUARANTY  
HAWAII

# STATEWIDE HOUSING STATISTICS

APRIL 2022

## SINGLE FAMILY HOMES



# OF SALES | MEDIAN SALES PRICE (\$)

	HAWAII	KAUAI	MAUI	OAHU	TOTAL (# OF SALES)
<b>2021</b>					
Apr	290   475.0K	70   1.0M	135   1.0M	375   0.9M	870
May	257   500.0K	69   1.1M	121   1.0M	405   1.0M	852
Jun	273   470.0K	85   1.1M	110   1.1M	451   1.0M	919
Jul	255   437.0K	44   1.3M	110   1.1M	404   1.0M	813
Aug	263   505.0K	72   0.9M	121   1.0M	425   1.1M	881
Sep	268   490.0K	65   1.2M	114   1.0M	424   1.1M	871
Oct	256   480.0K	49   1.0M	110   0.9M	381   1.0M	796
Nov	226   526.5K	47   1.2M	104   1.0M	371   1.1M	748
Dec	286   534.0K	66   1.6M	120   1.1M	378   1.1M	850
<b>2022</b>					
Jan	217   540.0K	48   0.9M	92   1.2M	326   1.1M	683
Feb	225   515.0K	44   1.3M	86   1.1M	241   1.1M	596
Mar	284   517.5K	55   1.2M	102   1.2M	321   1.2M	762
Apr	238   517.0K	60   1.2M	106   1.2M	365   1.1M	769

Source: Respective Islands' board of REALTORS® Statistics provided by Title Guaranty. Information deemed reliable but not guaranteed. All rights to these materials are reserved; no reproduction without prior written consent.

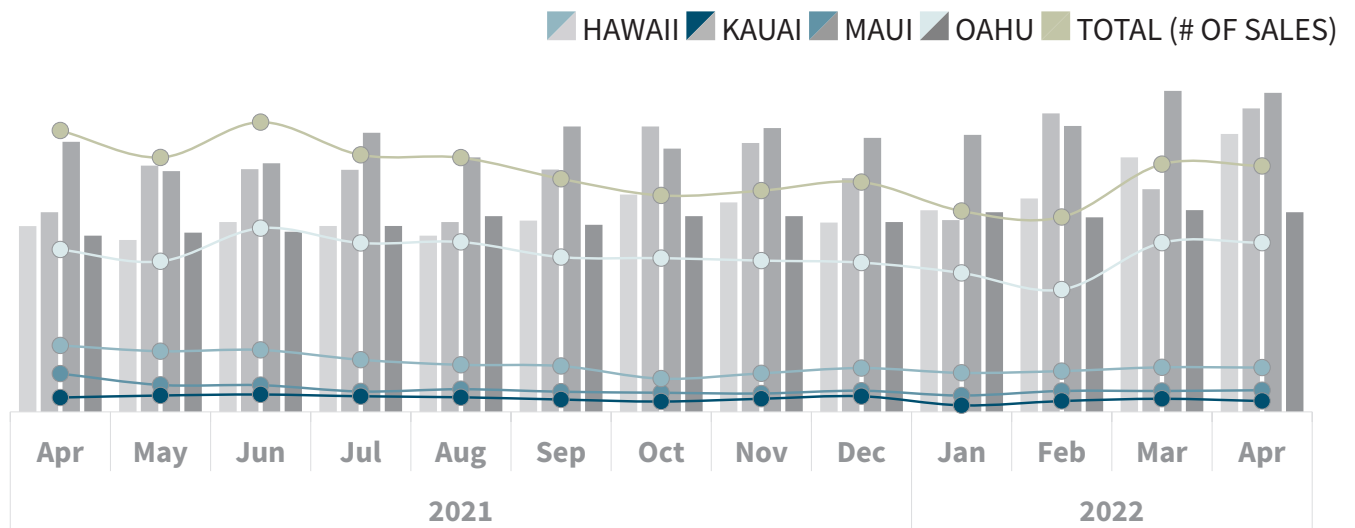


TITLE GUARANTY  
HAWAII

# STATEWIDE HOUSING STATISTICS

APRIL 2022

## CONDOMINIUMS



# OF SALES | MEDIAN SALES PRICE (\$)

	HAWAII	KAUAI	MAUI	OAHU	TOTAL (# OF SALES)
<b>2021</b>					
Apr	152   474.5K	57   510.0K	264   690.0K	645   450.0K	1,118
May	107   439.0K	65   629.0K	241   615.0K	598   457.8K	1,011
Jun	106   485.0K	69   620.0K	246   635.0K	730   460.0K	1,151
Jul	81   475.0K	62   618.4K	207   713.0K	671   475.0K	1,021
Aug	90   450.0K	58   485.0K	187   650.0K	675   500.0K	1,010
Sep	80   488.8K	49   619.0K	182   729.1K	615   478.0K	926
Oct	76   555.0K	41   729.0K	132   672.5K	611   500.0K	860
Nov	73   535.0K	52   686.8K	153   725.0K	601   500.0K	879
Dec	84   483.5K	62   597.0K	174   700.0K	593   485.0K	913
<b>2022</b>					
Jan	65   515.0K	26   490.0K	155   707.5K	552   510.0K	798
Feb	83   545.0K	43   762.5K	162   730.5K	486   497.0K	774
Mar	83   650.0K	52   568.8K	177   820.0K	672   515.5K	984
Apr	86   710.0K	43   775.0K	176   815.0K	672   510.0K	977

Source: Respective Islands' board of REALTORS® Statistics provided by Title Guaranty. Information deemed reliable but not guaranteed. All rights to these materials are reserved; no reproduction without prior written consent.



TITLE GUARANTY  
HAWAII

# STATEWIDE HOUSING STATISTICS

APRIL 2022

## SINGLE FAMILY HOMES

CURRENT MONTH (VS LAST YEAR)

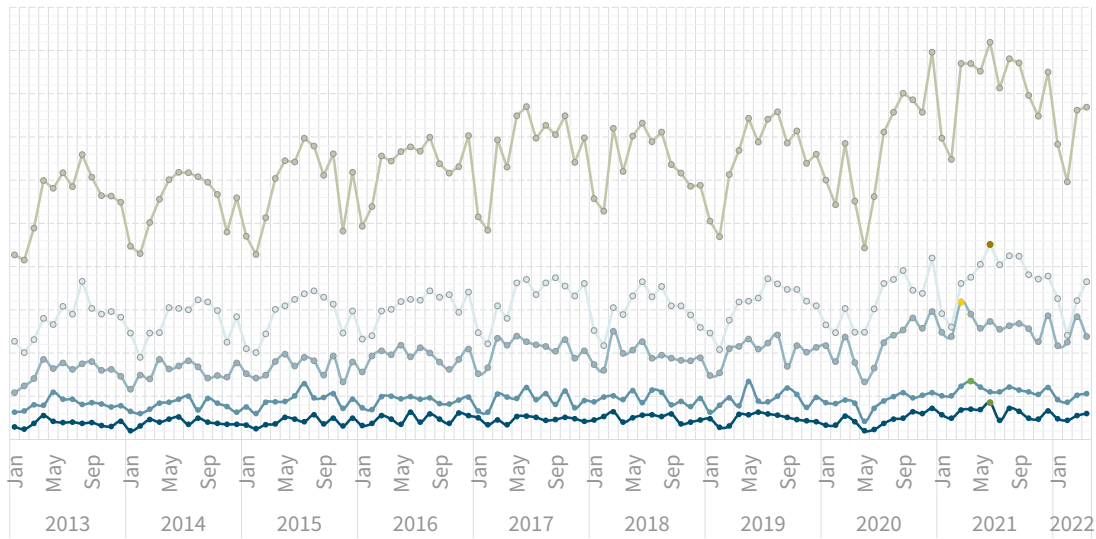
STATEWIDE ↓769

OAHU ↓365

HAWAII ↓238

MAUI ↓106

KAUAI ↓60



## CONDOMINIUMS

CURRENT MONTH (VS LAST YEAR)

STATEWIDE ↓977

OAHU ↑672

MAUI ↓176

HAWAII ↓86

KAUAI ↓43

