



TITLE GUARANTY  
HAWAII

# STATEWIDE HOUSING STATISTICS

MARCH 2026

## SINGLE FAMILY HOMES

# OF SALES	MONTH			YTD		
	2026	2025	% CHANGE	2026	2025	% CHANGE
<i>Hawaii</i>	170	187	▼9.1%	455	501	▼9.2%
<i>Kauai</i>	25	41	▼39.0%	77	102	▼24.5%
<i>Maui</i>	77	49	▲57.1%	176	156	▲12.8%
<i>Oahu</i>	260	206	▲26.2%	631	569	▲10.9%
<b>Total</b>	<b>532</b>	<b>483</b>	<b>▲10.1%</b>	<b>1,339</b>	<b>1,328</b>	<b>▲0.8%</b>

MEDIAN SALES PRICE	MONTH			YTD		
	2026	2025	% CHANGE	2026	2025	% CHANGE
<i>Hawaii</i>	\$622,000	\$630,000	▼1.3%	\$599,000	\$600,000	▼0.2%
<i>Kauai</i>	\$1,550,000	\$1,160,000	▲33.6%	\$1,388,000	\$1,200,000	▲15.7%
<i>Maui</i>	\$1,200,000	\$1,295,000	▼7.3%	\$1,300,000	\$1,295,000	▲0.4%
<i>Oahu</i>	\$1,199,500	\$1,160,000	▲3.4%	\$1,180,000	\$1,150,000	▲2.6%

## CONDOMINIUMS

# OF SALES	MONTH			YTD		
	2026	2025	% CHANGE	2026	2025	% CHANGE
<i>Hawaii</i>	54	53	▲1.9%	135	138	▼2.2%
<i>Kauai</i>	19	26	▼26.9%	53	76	▼30.3%
<i>Maui</i>	74	61	▲21.3%	183	167	▲9.6%
<i>Oahu</i>	351	369	▼4.9%	939	974	▼3.6%
<b>Total</b>	<b>498</b>	<b>509</b>	<b>▼2.2%</b>	<b>1,310</b>	<b>1,355</b>	<b>▼3.3%</b>

MEDIAN SALES PRICE	MONTH			YTD		
	2026	2025	% CHANGE	2026	2025	% CHANGE
<i>Hawaii</i>	\$777,500	\$620,000	▲25.4%	\$700,000	\$672,000	▲4.2%
<i>Kauai</i>	\$700,000	\$1,012,500	▼30.9%	\$750,000	\$925,000	▼18.9%
<i>Maui</i>	\$675,000	\$820,000	▼17.7%	\$699,000	\$795,000	▼12.1%
<i>Oahu</i>	\$510,000	\$500,000	▲2.0%	\$510,000	\$510,000	-

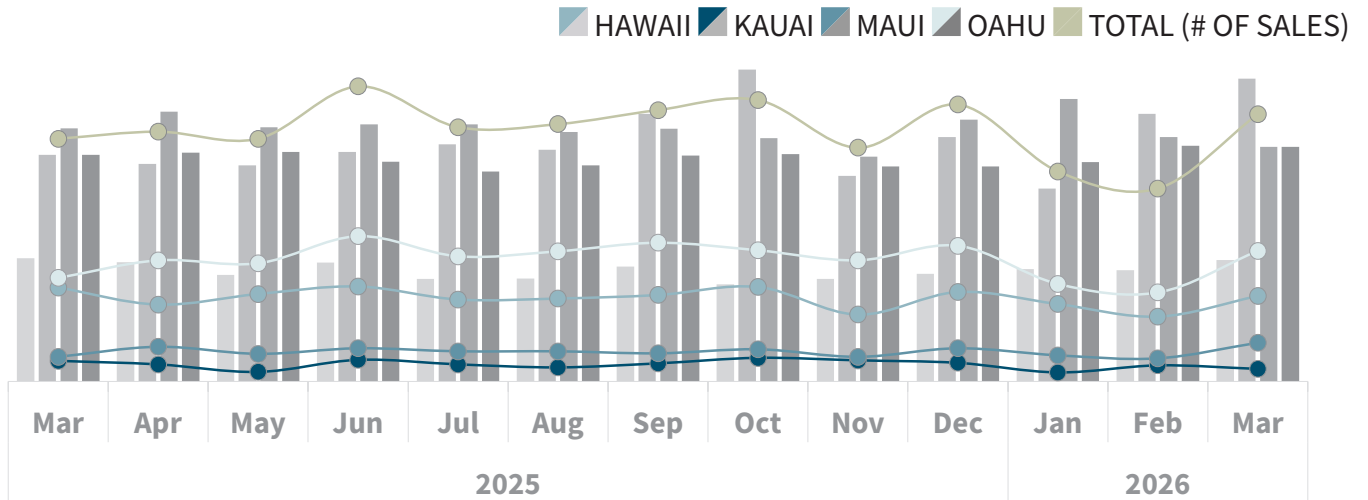


TITLE GUARANTY  
HAWAII

# STATEWIDE HOUSING STATISTICS

MARCH 2026

## SINGLE FAMILY HOMES



# OF SALES | MEDIAN SALES PRICE (\$)

	HAWAII	KAUAI	MAUI	OAHU	TOTAL (# OF SALES)
<b>2025</b>					
Mar	187   630.0K	41   1.2M	49   1.3M	206   1.2M	483
Apr	153   610.0K	34   1.1M	69   1.4M	241   1.2M	497
May	174   545.0K	19   1.1M	55   1.3M	235   1.2M	483
Jun	189   608.5K	43   1.2M	66   1.3M	289   1.1M	587
Jul	163   525.0K	34   1.2M	60   1.3M	249   1.1M	506
Aug	165   527.0K	28   1.2M	60   1.3M	259   1.1M	512
Sep	172   587.2K	36   1.4M	56   1.3M	276   1.2M	540
Oct	188   497.0K	47   1.6M	64   1.2M	261   1.2M	560
Nov	133   525.0K	42   1.1M	49   1.2M	241   1.1M	465
Dec	178   550.0K	37   1.3M	66   1.3M	270   1.1M	551
<b>2026</b>					
Jan	154   574.5K	18   1.0M	52   1.4M	194   1.1M	418
Feb	129   570.0K	32   1.4M	46   1.3M	177   1.2M	384
Mar	170   622.0K	25   1.6M	77   1.2M	260   1.2M	532

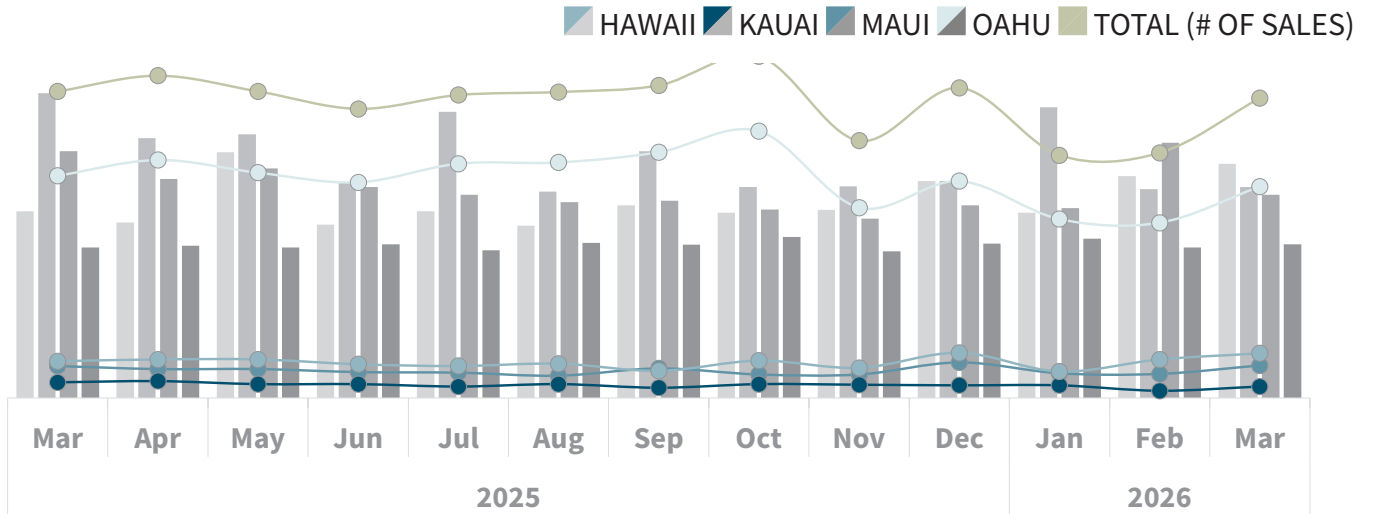


TITLE GUARANTY  
HAWAII

# STATEWIDE HOUSING STATISTICS

MARCH 2026

## CONDOMINIUMS



# OF SALES | MEDIAN SALES PRICE (\$)

	HAWAII	KAUAI	MAUI	OAHU	TOTAL (# OF SALES)
<b>2025</b>					
Mar	53   620.0K	26   1.0M	61   820.0K	369   500.0K	509
Apr	48   582.5K	28   862.5K	64   727.0K	395   505.0K	535
May	48   816.0K	23   875.0K	64   762.5K	374   500.0K	509
Jun	43   575.0K	23   715.0K	56   700.0K	358   510.0K	480
Jul	42   620.0K	19   1.0M	53   675.0K	389   490.0K	503
Aug	37   572.5K	23   685.0K	57   650.0K	391   515.0K	508
Sep	49   640.0K	17   820.0K	45   655.0K	408   508.8K	519
Oct	39   615.0K	23   700.0K	62   625.8K	443   535.0K	567
Nov	39   624.8K	22   702.5K	50   595.0K	316   487.5K	427
Dec	59   720.0K	21   720.0K	75   640.0K	360   512.0K	515
<b>2026</b>					
Jan	41   615.0K	21   1.0M	44   630.0K	297   529.0K	403
Feb	40   736.5K	12   693.4K	64   847.5K	291   500.0K	407
Mar	54   777.5K	19   700.0K	74   675.0K	351   510.0K	498

Source: Respective Islands' board of REALTORS® Statistics provided by Title Guaranty. Information deemed reliable but not guaranteed. All rights to these materials are reserved; no reproduction without prior written consent.



TITLE GUARANTY  
HAWAII

# STATEWIDE HOUSING STATISTICS

MARCH 2026

## SINGLE FAMILY HOMES

CURRENT MONTH (VS LAST YEAR)

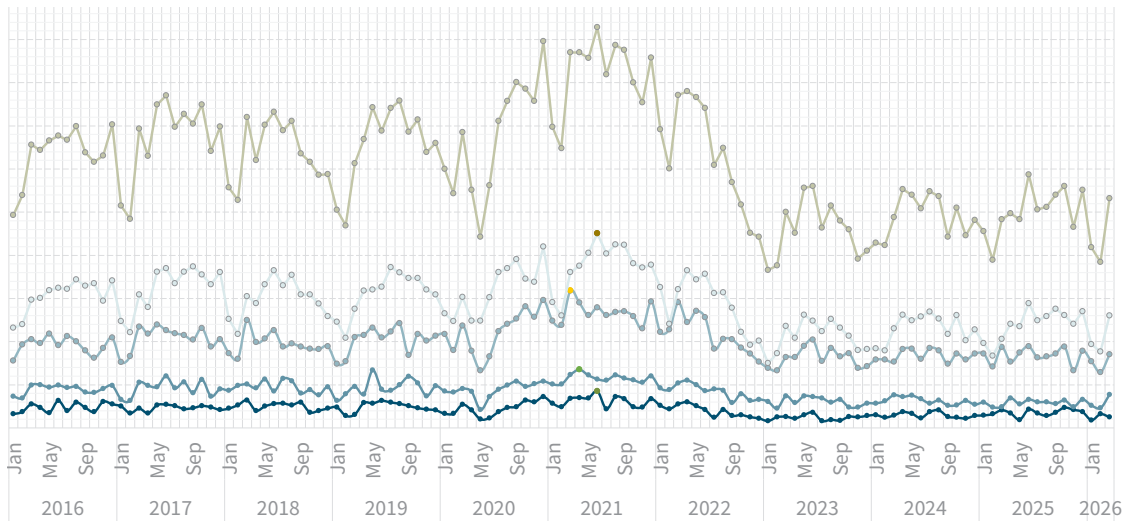
STATEWIDE ↑532

OAHU ↑260

HAWAII ↓170

MAUI ↑77

KAUAI ↓25



## CONDOMINIUMS

CURRENT MONTH (VS LAST YEAR)

STATEWIDE ↓498

OAHU ↓351

MAUI ↑74

HAWAII ↑54

KAUAI ↓19

