



TITLE GUARANTY
HAWAII

STATEWIDE HOUSING STATISTICS

MARCH 2024

SINGLE FAMILY HOMES

# OF SALES	MONTH			YTD		
	2024	2023	% CHANGE	2024	2023	% CHANGE
<i>Hawaii</i>	154	164	▼6.1%	481	436	▲10.3%
<i>Kauai</i>	29	26	▲11.5%	87	67	▲29.9%
<i>Maui</i>	75	74	▲1.4%	194	180	▲7.8%
<i>Oahu</i>	230	236	▼2.5%	593	559	▲6.1%
Total	488	500	▼2.4%	1,355	1,242	▲9.1%

MEDIAN SALES PRICE	MONTH			YTD		
	2024	2023	% CHANGE	2024	2023	% CHANGE
<i>Hawaii</i>	\$587,250	\$550,000	▲6.8%	\$515,000	\$517,500	▼0.5%
<i>Kauai</i>	\$1,600,000	\$1,075,000	▲48.8%	\$1,560,000	\$1,000,000	▲56.0%
<i>Maui</i>	\$1,303,692	\$1,191,000	▲9.5%	\$1,300,000	\$1,150,000	▲13.0%
<i>Oahu</i>	\$1,100,000	\$1,083,750	▲1.5%	\$1,070,000	\$1,025,000	▲4.4%

CONDOMINIUMS

# OF SALES	MONTH			YTD		
	2024	2023	% CHANGE	2024	2023	% CHANGE
<i>Hawaii</i>	58	58	–	133	144	▼7.6%
<i>Kauai</i>	30	39	▼23.1%	68	88	▼22.7%
<i>Maui</i>	93	122	▼23.8%	251	243	▲3.3%
<i>Oahu</i>	344	444	▼22.5%	970	1,044	▼7.1%
Total	525	663	▼20.8%	1,422	1,519	▼6.4%

MEDIAN SALES PRICE	MONTH			YTD		
	2024	2023	% CHANGE	2024	2023	% CHANGE
<i>Hawaii</i>	\$672,500	\$595,000	▲13.0%	\$650,000	\$587,500	▲10.6%
<i>Kauai</i>	\$777,000	\$575,000	▲35.1%	\$788,000	\$661,000	▲19.2%
<i>Maui</i>	\$1,300,000	\$798,250	▲62.9%	\$830,000	\$800,000	▲3.8%
<i>Oahu</i>	\$500,000	\$536,000	▼6.7%	\$505,000	\$500,000	▲1.0%

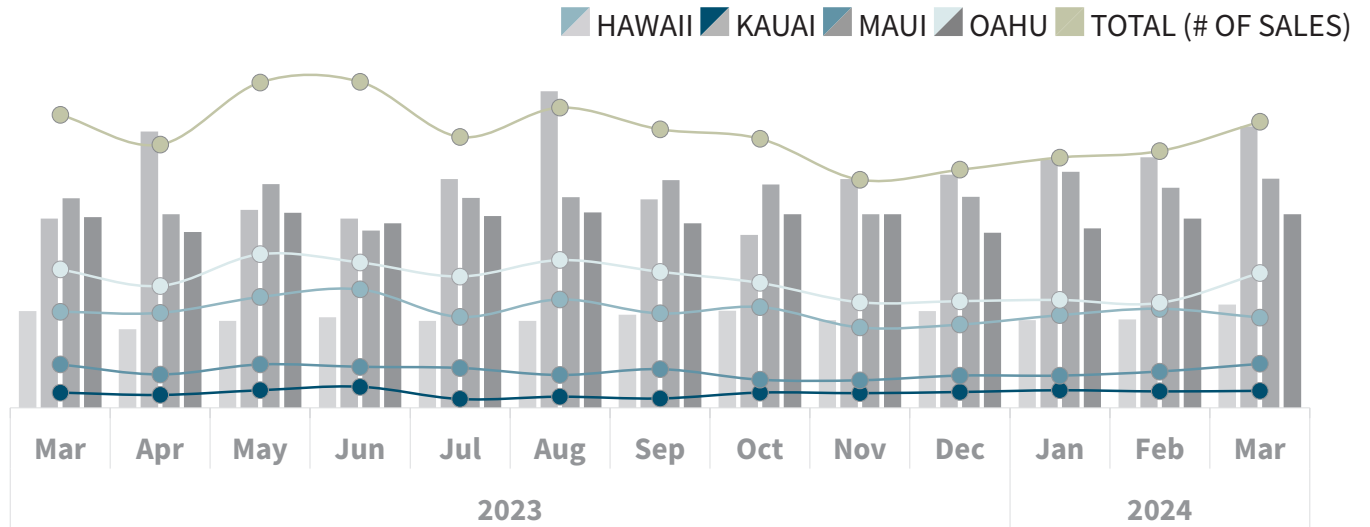


TITLE GUARANTY
HAWAII

STATEWIDE HOUSING STATISTICS

MARCH 2024

SINGLE FAMILY HOMES



OF SALES | MEDIAN SALES PRICE (\$)

	HAWAII	KAUAI	MAUI	OAHU	TOTAL (# OF SALES)
2023					
Mar	164 550.0K	26 1.1M	74 1.2M	236 1.1M	500
Apr	162 447.5K	22 1.6M	57 1.1M	208 1.0M	449
May	189 495.0K	30 1.1M	74 1.3M	262 1.1M	555
Jun	202 515.0K	36 1.1M	70 1.0M	248 1.1M	556
Jul	155 495.0K	15 1.3M	68 1.2M	224 1.1M	462
Aug	185 495.0K	19 1.8M	56 1.2M	252 1.1M	512
Sep	161 530.0K	16 1.2M	66 1.3M	232 1.1M	475
Oct	172 552.5K	26 1.0M	48 1.3M	213 1.1M	459
Nov	137 499.0K	25 1.3M	47 1.1M	180 1.1M	389
Dec	142 550.0K	27 1.3M	55 1.2M	182 1.0M	406
2024					
Jan	158 499.0K	30 1.4M	55 1.3M	184 1.0M	427
Feb	169 502.0K	28 1.4M	62 1.3M	179 1.1M	438
Mar	154 587.3K	29 1.6M	75 1.3M	230 1.1M	488

Source: Respective Islands' board of REALTORS® Statistics provided by Title Guaranty. Information deemed reliable but not guaranteed. All rights to these materials are reserved; no reproduction without prior written consent.

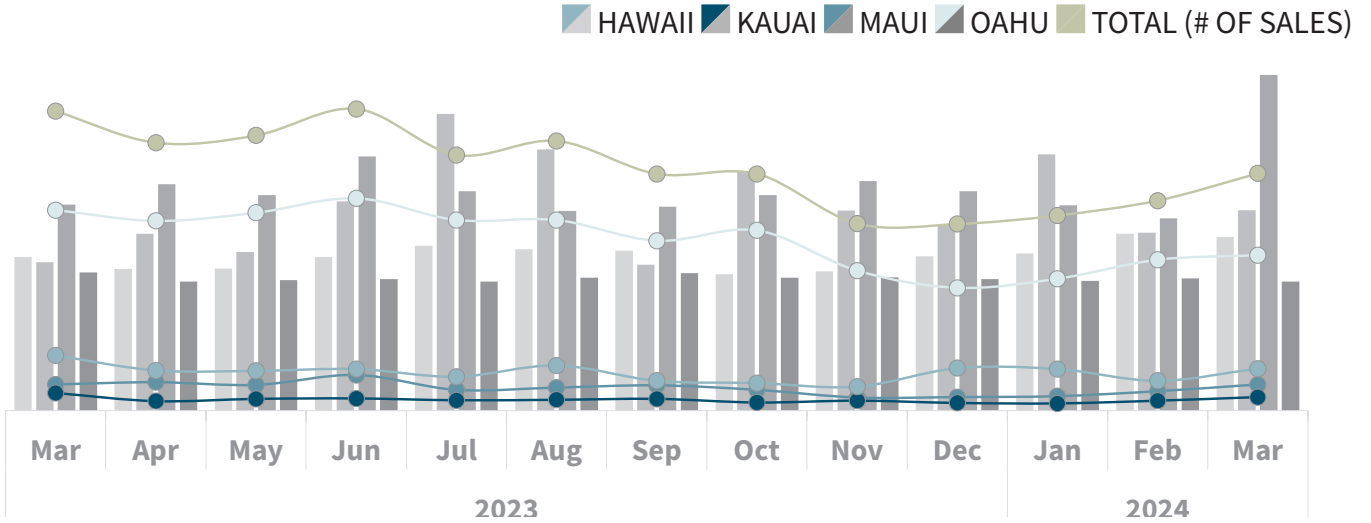


TITLE GUARANTY
HAWAII

STATEWIDE HOUSING STATISTICS

MARCH 2024

CONDOMINIUMS



OF SALES | MEDIAN SALES PRICE (\$)

	HAWAII	KAUAI	MAUI	OAHU	TOTAL (# OF SALES)
2023					
Mar	58 595.0K	39 575.0K	122 798.3K	444 536.0K	663
Apr	63 549.0K	21 685.0K	89 877.0K	420 500.0K	593
May	57 550.0K	26 615.0K	88 835.0K	438 505.0K	609
Jun	79 595.0K	27 810.0K	92 1.0M	470 510.0K	668
Jul	46 639.5K	23 1.2M	75 850.0K	422 500.0K	566
Aug	51 625.0K	24 1.0M	100 773.8K	422 515.0K	597
Sep	56 620.0K	26 565.0K	66 789.5K	376 532.5K	524
Oct	46 528.8K	18 0.9M	61 835.0K	399 515.0K	524
Nov	29 539.0K	22 775.0K	53 890.0K	310 516.2K	414
Dec	30 598.5K	17 720.0K	94 850.0K	272 510.0K	413
2024					
Jan	32 608.5K	16 1.0M	92 795.0K	292 502.5K	432
Feb	43 685.0K	22 689.7K	66 744.5K	334 512.5K	465
Mar	58 672.5K	30 777.0K	93 1.3M	344 500.0K	525

Source: Respective Islands' board of REALTORS® Statistics provided by Title Guaranty. Information deemed reliable but not guaranteed. All rights to these materials are reserved; no reproduction without prior written consent.



TITLE GUARANTY
HAWAII

STATEWIDE HOUSING STATISTICS

MARCH 2024

SINGLE FAMILY HOMES

CURRENT MONTH (VS LAST YEAR)

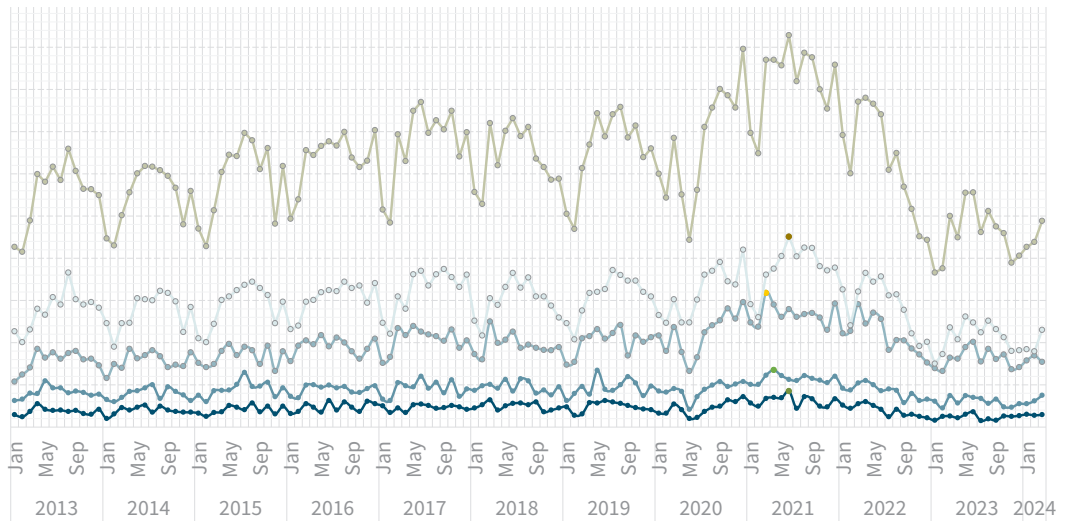
STATEWIDE ↓488

OAHU ↓230

HAWAII ↓154

MAUI ↑75

KAUAI ↑29



CONDOMINIUMS

CURRENT MONTH (VS LAST YEAR)

STATEWIDE ↓525

OAHU ↓344

MAUI ↓93

HAWAII 58

KAUAI ↓30

