



TITLE GUARANTY  
HAWAII

# STATEWIDE HOUSING STATISTICS

MARCH 2022

## SINGLE FAMILY HOMES

| # OF SALES    | MONTH      |            |               | YTD          |              |              |
|---------------|------------|------------|---------------|--------------|--------------|--------------|
|               | 2022       | 2021       | % CHANGE      | 2022         | 2021         | % CHANGE     |
| <i>Hawaii</i> | 284        | 318        | ▼10.7%        | 732          | 804          | ▼9.0%        |
| <i>Kauai</i>  | 55         | 68         | ▼19.1%        | 151          | 174          | ▼13.2%       |
| <i>Maui</i>   | 102        | 123        | ▼17.1%        | 281          | 325          | ▼13.5%       |
| <i>Oahu</i>   | 321        | 361        | ▼11.1%        | 888          | 912          | ▼2.6%        |
| <b>Total</b>  | <b>762</b> | <b>870</b> | <b>▼12.4%</b> | <b>2,052</b> | <b>2,215</b> | <b>▼7.4%</b> |

| MEDIAN SALES PRICE | MONTH       |             |          | YTD         |             |          |
|--------------------|-------------|-------------|----------|-------------|-------------|----------|
|                    | 2022        | 2021        | % CHANGE | 2022        | 2021        | % CHANGE |
| <i>Hawaii</i>      | \$517,500   | \$410,000   | ▲26.2%   | \$525,000   | \$450,000   | ▲16.7%   |
| <i>Kauai</i>       | \$1,228,000 | \$1,077,500 | ▲14.0%   | \$1,200,000 | \$1,055,500 | ▲13.7%   |
| <i>Maui</i>        | \$1,177,500 | \$985,000   | ▲19.5%   | \$1,150,000 | \$955,000   | ▲20.4%   |
| <i>Oahu</i>        | \$1,150,000 | \$950,000   | ▲21.1%   | \$1,100,000 | \$915,000   | ▲20.2%   |

## CONDOMINIUMS

| # OF SALES    | MONTH      |              |              | YTD          |              |              |
|---------------|------------|--------------|--------------|--------------|--------------|--------------|
|               | 2022       | 2021         | % CHANGE     | 2022         | 2021         | % CHANGE     |
| <i>Hawaii</i> | 83         | 138          | ▼39.9%       | 236          | 323          | ▼26.9%       |
| <i>Kauai</i>  | 52         | 58           | ▼10.3%       | 122          | 134          | ▼9.0%        |
| <i>Maui</i>   | 177        | 232          | ▼23.7%       | 495          | 514          | ▼3.7%        |
| <i>Oahu</i>   | 672        | 626          | ▲7.3%        | 1,710        | 1,464        | ▲16.8%       |
| <b>Total</b>  | <b>984</b> | <b>1,054</b> | <b>▼6.6%</b> | <b>2,563</b> | <b>2,435</b> | <b>▲5.3%</b> |

| MEDIAN SALES PRICE | MONTH     |           |          | YTD       |           |          |
|--------------------|-----------|-----------|----------|-----------|-----------|----------|
|                    | 2022      | 2021      | % CHANGE | 2022      | 2021      | % CHANGE |
| <i>Hawaii</i>      | \$650,000 | \$497,000 | ▲30.8%   | \$547,000 | \$480,000 | ▲14.0%   |
| <i>Kauai</i>       | \$568,750 | \$660,000 | ▼13.8%   | \$592,500 | \$623,500 | ▼5.0%    |
| <i>Maui</i>        | \$820,000 | \$642,500 | ▲27.6%   | \$750,000 | \$599,000 | ▲25.2%   |
| <i>Oahu</i>        | \$515,500 | \$451,000 | ▲14.3%   | \$510,000 | \$455,000 | ▲12.1%   |

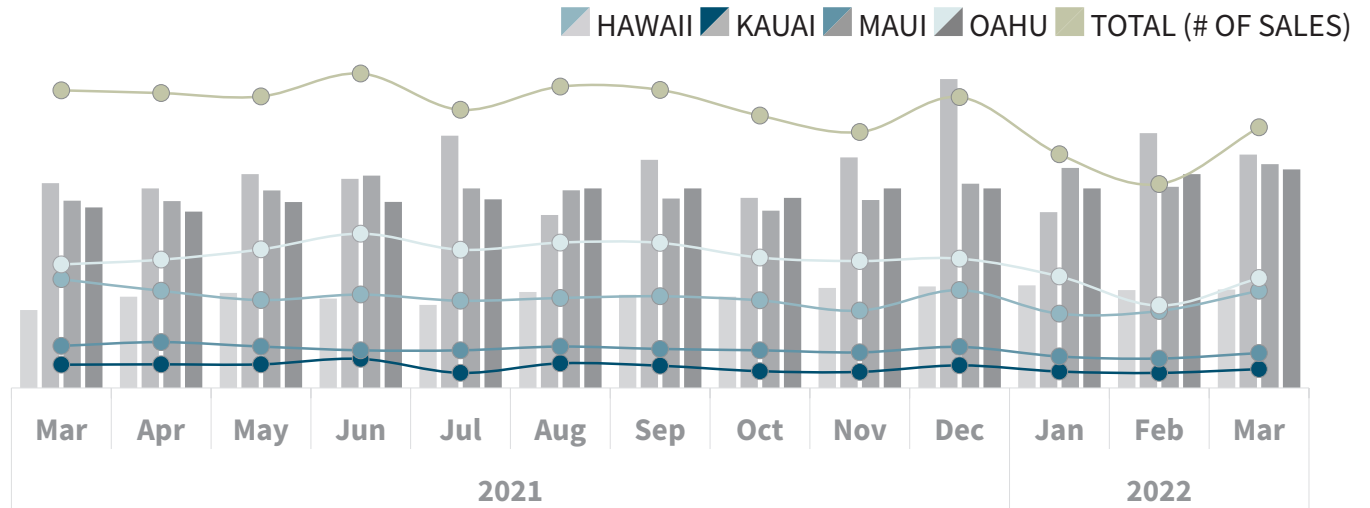


TITLE GUARANTY  
HAWAII

# STATEWIDE HOUSING STATISTICS

MARCH 2022

## SINGLE FAMILY HOMES



### # OF SALES | MEDIAN SALES PRICE (\$)

|             | HAWAII       | KAUAI     | MAUI       | OAHU       | TOTAL<br>(# OF SALES) |
|-------------|--------------|-----------|------------|------------|-----------------------|
| <b>2021</b> |              |           |            |            |                       |
| Mar         | 318   410.0K | 68   1.1M | 123   1.0M | 361   1.0M | 870                   |
| Apr         | 284   480.0K | 69   1.1M | 134   1.0M | 375   0.9M | 862                   |
| May         | 257   500.0K | 69   1.1M | 121   1.0M | 405   1.0M | 852                   |
| Jun         | 273   470.0K | 85   1.1M | 110   1.1M | 451   1.0M | 919                   |
| Jul         | 255   437.0K | 44   1.3M | 110   1.1M | 404   1.0M | 813                   |
| Aug         | 263   505.0K | 72   0.9M | 121   1.0M | 425   1.1M | 881                   |
| Sep         | 268   490.0K | 65   1.2M | 114   1.0M | 424   1.1M | 871                   |
| Oct         | 256   480.0K | 49   1.0M | 110   0.9M | 381   1.0M | 796                   |
| Nov         | 226   526.5K | 47   1.2M | 104   1.0M | 371   1.1M | 748                   |
| Dec         | 286   534.0K | 66   1.6M | 120   1.1M | 378   1.1M | 850                   |
| <b>2022</b> |              |           |            |            |                       |
| Jan         | 217   540.0K | 48   0.9M | 92   1.2M  | 326   1.1M | 683                   |
| Feb         | 225   515.0K | 44   1.3M | 86   1.1M  | 241   1.1M | 596                   |
| Mar         | 284   517.5K | 55   1.2M | 102   1.2M | 321   1.2M | 762                   |

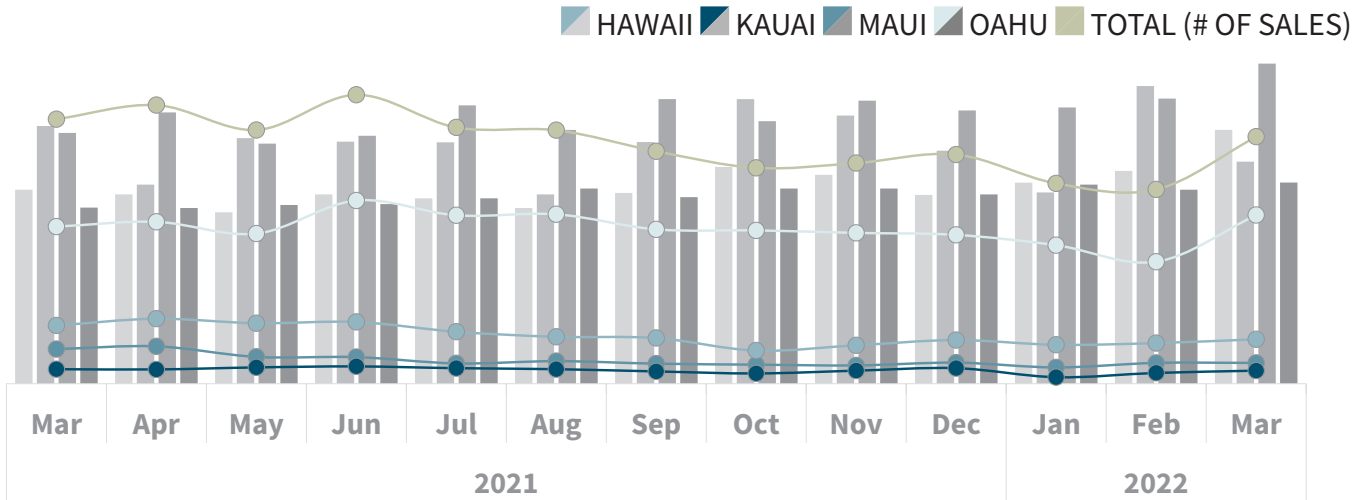


TITLE GUARANTY  
HAWAII

# STATEWIDE HOUSING STATISTICS

MARCH 2022

## CONDOMINIUMS



# OF SALES | MEDIAN SALES PRICE (\$)

|             | HAWAII       | KAUAI       | MAUI         | OAHU         | TOTAL<br>(# OF SALES) |
|-------------|--------------|-------------|--------------|--------------|-----------------------|
| <b>2021</b> |              |             |              |              |                       |
| Mar         | 138   497.0K | 58   660.0K | 232   642.5K | 626   451.0K | 1,054                 |
| Apr         | 149   485.0K | 57   510.0K | 259   695.0K | 645   450.0K | 1,110                 |
| May         | 107   439.0K | 65   629.0K | 241   615.0K | 598   457.8K | 1,011                 |
| Jun         | 106   485.0K | 69   620.0K | 246   635.0K | 730   460.0K | 1,151                 |
| Jul         | 81   475.0K  | 62   618.4K | 207   713.0K | 671   475.0K | 1,021                 |
| Aug         | 90   450.0K  | 58   485.0K | 187   650.0K | 675   500.0K | 1,010                 |
| Sep         | 80   488.8K  | 49   619.0K | 182   729.1K | 615   478.0K | 926                   |
| Oct         | 76   555.0K  | 41   729.0K | 132   672.5K | 611   500.0K | 860                   |
| Nov         | 73   535.0K  | 52   686.8K | 153   725.0K | 601   500.0K | 879                   |
| Dec         | 84   483.5K  | 62   597.0K | 174   700.0K | 593   485.0K | 913                   |
| <b>2022</b> |              |             |              |              |                       |
| Jan         | 65   515.0K  | 26   490.0K | 155   707.5K | 552   510.0K | 798                   |
| Feb         | 83   545.0K  | 43   762.5K | 162   730.5K | 486   497.0K | 774                   |
| Mar         | 83   650.0K  | 52   568.8K | 177   820.0K | 672   515.5K | 984                   |

Source: Respective Islands' board of REALTORS® Statistics provided by Title Guaranty. Information deemed reliable but not guaranteed. All rights to these materials are reserved; no reproduction without prior written consent.



TITLE GUARANTY  
HAWAII

# STATEWIDE HOUSING STATISTICS

MARCH 2022

## SINGLE FAMILY HOMES

CURRENT MONTH (VS LAST YEAR)

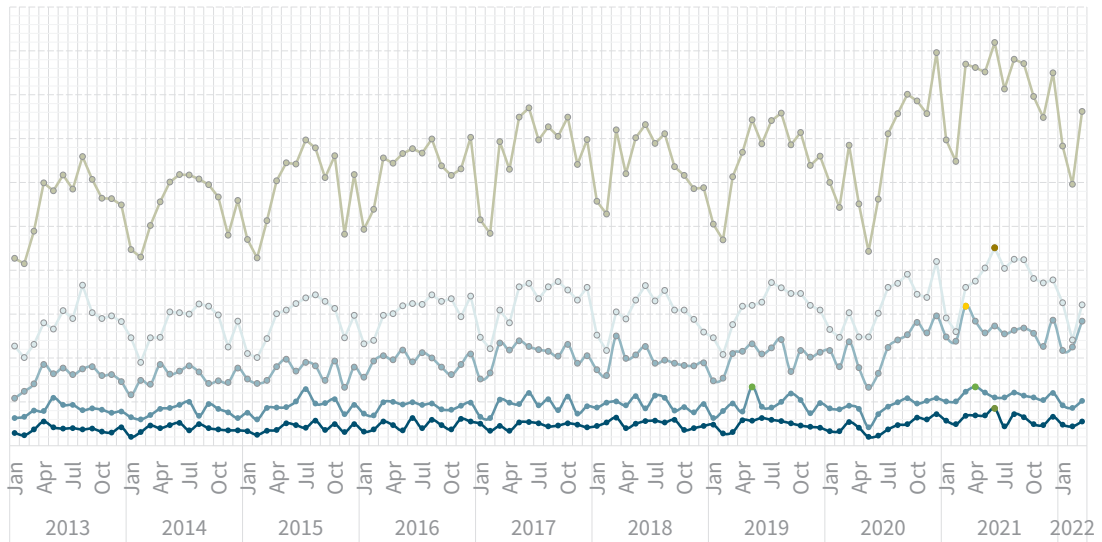
STATEWIDE ↓ 762

OAHU ↓ 321

HAWAII ↓ 284

MAUI ↓ 102

KAUAI ↓ 55



## CONDOMINIUMS

CURRENT MONTH (VS LAST YEAR)

STATEWIDE ↓ 984

OAHU ↑ 672

MAUI ↓ 177

HAWAII ↓ 83

KAUAI ↓ 52

