



TITLE GUARANTY
HAWAII

STATEWIDE HOUSING STATISTICS

MARCH 2020

SINGLE FAMILY HOMES

# OF SALES	MONTH			YTD		
	2020	2019	% CHANGE	2020	2019	% CHANGE
<i>Hawaii</i>	235	210	▲11.9%	631	512	▲23.2%
<i>Kauai</i>	54	31	▲74.2%	122	107	▲14.0%
<i>Maui</i>	89	96	▼7.3%	257	238	▲8.0%
<i>Oahu</i>	303	276	▲9.8%	815	730	▲11.6%
Total	681	613	▲11.1%	1,825	1,587	▲15.0%

MEDIAN SALES PRICE	MONTH			YTD		
	2020	2019	% CHANGE	2020	2019	% CHANGE
<i>Hawaii</i>	\$415,000	\$381,360	▲8.8%	\$430,000	\$372,500	▲15.4%
<i>Kauai</i>	\$750,000	\$609,919	▲23.0%	\$777,500	\$660,000	▲17.8%
<i>Maui</i>	\$840,000	\$712,718	▲17.9%	\$776,075	\$735,000	▲5.6%
<i>Oahu</i>	\$810,000	\$782,500	▲3.5%	\$780,000	\$780,000	-

CONDOMINIUMS

# OF SALES	MONTH			YTD		
	2020	2019	% CHANGE	2020	2019	% CHANGE
<i>Hawaii</i>	65	71	▼8.5%	191	194	▼1.5%
<i>Kauai</i>	39	33	▲18.2%	88	84	▲4.8%
<i>Maui</i>	159	154	▲3.2%	420	405	▲3.7%
<i>Oahu</i>	410	467	▼12.2%	1,105	1,114	▼0.8%
Total	673	725	▼7.2%	1,804	1,797	▲0.4%

MEDIAN SALES PRICE	MONTH			YTD		
	2020	2019	% CHANGE	2020	2019	% CHANGE
<i>Hawaii</i>	\$425,000	\$375,000	▲13.3%	\$385,000	\$357,500	▲7.7%
<i>Kauai</i>	\$699,950	\$535,000	▲30.8%	\$619,000	\$545,000	▲13.6%
<i>Maui</i>	\$555,000	\$508,500	▲9.1%	\$555,000	\$525,000	▲5.7%
<i>Oahu</i>	\$435,000	\$429,000	▲1.4%	\$430,000	\$411,250	▲4.6%

Source: Respective Islands' board of REALTORS® Statistics provided by Title Guaranty. Information deemed reliable but not guaranteed. All rights to these materials are reserved; no reproduction without prior written consent.

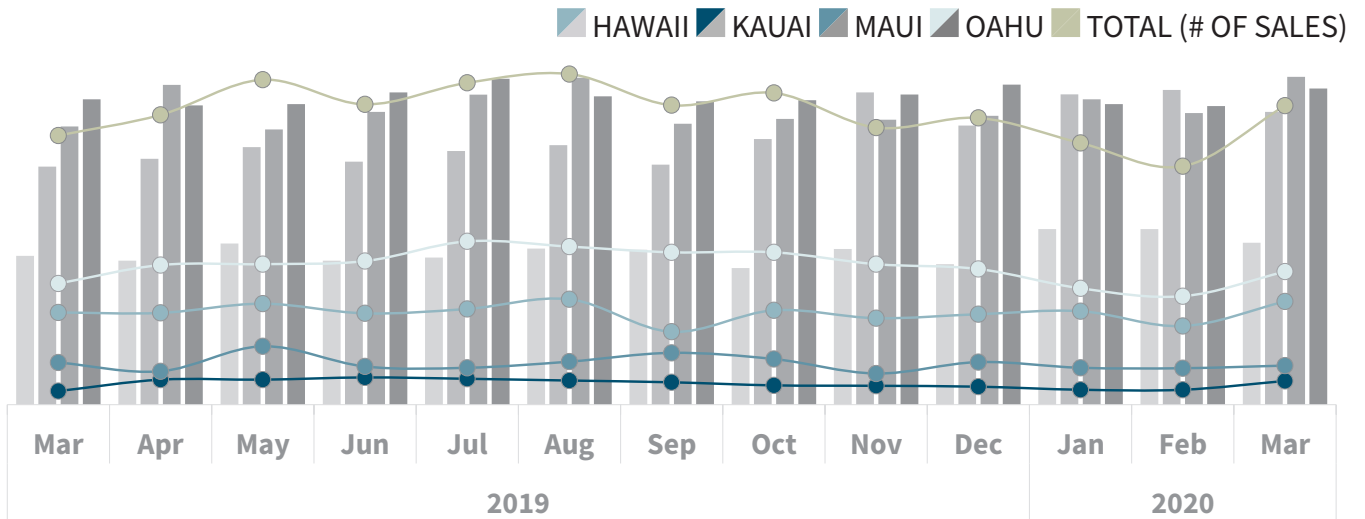


TITLE GUARANTY
HAWAII

STATEWIDE HOUSING STATISTICS

MARCH 2020

SINGLE FAMILY HOMES



OF SALES | MEDIAN SALES PRICE (\$)

	HAWAII	KAUAI	MAUI	OAHU	TOTAL (# OF SALES)
2019					
Mar	210 \$381.4K	31 \$609.9K	96 \$712.7K	276 \$782.5K	613
Apr	209 \$369.0K	57 \$630.0K	76 \$819.5K	318 \$766.8K	660
May	230 \$413.0K	57 \$660.0K	133 \$705.0K	320 \$770.0K	740
Jun	208 \$369.0K	62 \$622.5K	87 \$750.0K	327 \$800.0K	684
Jul	218 \$377.0K	59 \$650.0K	84 \$794.5K	372 \$835.0K	733
Aug	240 \$400.0K	55 \$665.0K	98 \$837.5K	360 \$790.0K	753
Sep	166 \$397.0K	51 \$615.0K	118 \$719.7K	347 \$777.0K	682
Oct	215 \$350.0K	44 \$680.5K	104 \$732.0K	347 \$780.0K	710
Nov	197 \$399.0K	43 \$800.0K	71 \$730.0K	320 \$794.8K	631
Dec	206 \$359.9K	41 \$715.0K	97 \$740.0K	309 \$820.0K	653
2020					
Jan	213 \$450.0K	34 \$795.0K	84 \$782.4K	265 \$770.0K	596
Feb	179 \$450.0K	34 \$806.3K	83 \$747.2K	247 \$765.0K	543
Mar	235 \$415.0K	54 \$750.0K	89 \$840.0K	303 \$810.0K	681

Source: Respective Islands' board of REALTORS® Statistics provided by Title Guaranty. Information deemed reliable but not guaranteed. All rights to these materials are reserved; no reproduction without prior written consent.

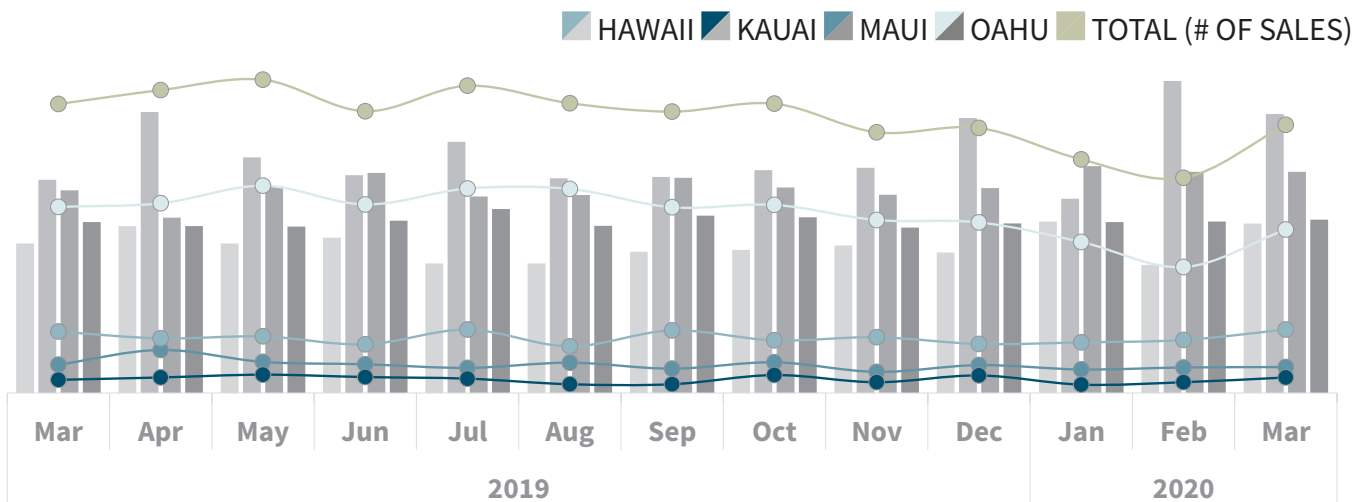


TITLE GUARANTY
HAWAII

STATEWIDE HOUSING STATISTICS

MARCH 2020

CONDOMINIUMS



OF SALES | MEDIAN SALES PRICE (\$)

	HAWAII	KAUAI	MAUI	OAHU	TOTAL (# OF SALES)
2019					
Mar	71 \$375.0K	33 \$535.0K	154 \$508.5K	467 \$429.0K	725
Apr	108 \$418.5K	39 \$705.0K	137 \$440.0K	476 \$419.0K	760
May	78 \$375.0K	46 \$591.0K	142 \$518.5K	520 \$417.5K	786
Jun	72 \$389.8K	40 \$546.5K	122 \$552.0K	473 \$432.5K	707
Jul	63 \$325.0K	36 \$630.0K	159 \$493.0K	513 \$461.5K	771
Aug	76 \$325.0K	22 \$538.8K	117 \$497.0K	512 \$419.5K	727
Sep	61 \$354.5K	22 \$542.0K	157 \$540.0K	466 \$445.0K	706
Oct	77 \$359.0K	45 \$559.0K	132 \$515.8K	472 \$441.0K	726
Nov	53 \$370.0K	27 \$565.0K	140 \$497.6K	434 \$415.0K	654
Dec	70 \$352.5K	44 \$689.8K	123 \$514.1K	428 \$425.5K	665
2020					
Jan	59 \$430.0K	21 \$487.5K	127 \$569.0K	379 \$429.0K	586
Feb	64 \$321.5K	27 \$783.0K	133 \$555.0K	316 \$430.0K	540
Mar	65 \$425.0K	39 \$700.0K	159 \$555.0K	410 \$435.0K	673

Source: Respective Islands' board of REALTORS® Statistics provided by Title Guaranty. Information deemed reliable but not guaranteed. All rights to these materials are reserved; no reproduction without prior written consent.



TITLE GUARANTY
HAWAII

STATEWIDE HOUSING STATISTICS

MARCH 2020

SINGLE FAMILY HOMES

CURRENT MONTH (VS LAST YEAR)

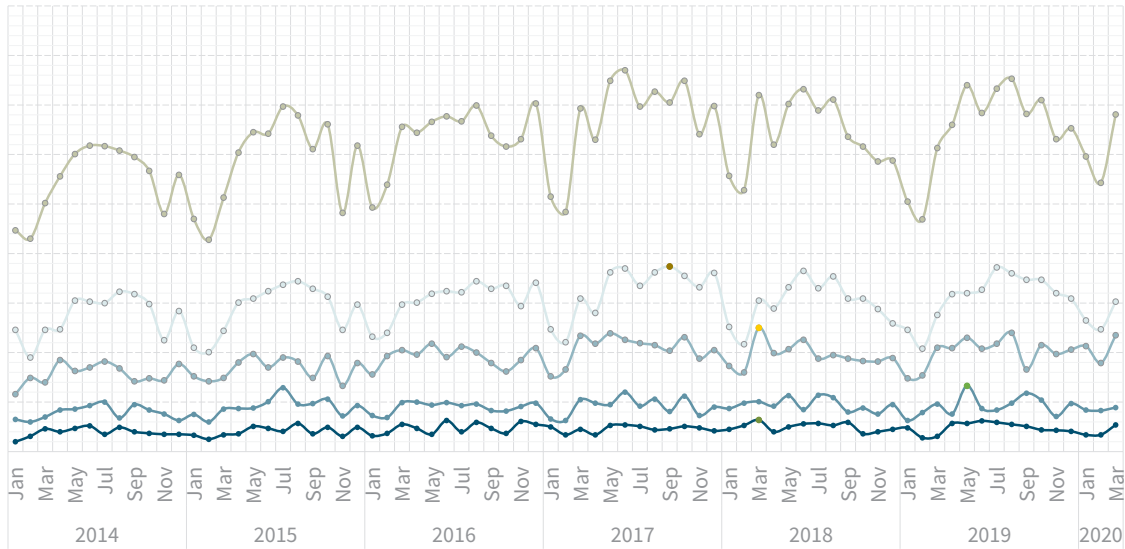
STATEWIDE ↑681

OAHU ↑303

HAWAII ↑235

MAUI ↓89

KAUAI ↑54



CONDOMINIUMS

CURRENT MONTH (VS LAST YEAR)

STATEWIDE ↓673

OAHU ↓410

MAUI ↑159

HAWAII ↓65

KAUAI ↑39

