



TITLE GUARANTY
HAWAII

STATEWIDE HOUSING STATISTICS

FEBRUARY 2024

SINGLE FAMILY HOMES

# OF SALES	MONTH			YTD		
	2024	2023	% CHANGE	2024	2023	% CHANGE
<i>Hawaii</i>	169	133	▲27.1%	327	272	▲20.2%
<i>Kauai</i>	28	25	▲12.0%	58	41	▲41.5%
<i>Maui</i>	62	45	▲37.8%	119	106	▲12.3%
<i>Oahu</i>	179	173	▲3.5%	363	323	▲12.4%
Total	438	376	▲16.5%	867	742	▲16.8%

MEDIAN SALES PRICE	MONTH			YTD		
	2024	2023	% CHANGE	2024	2023	% CHANGE
<i>Hawaii</i>	\$502,000	\$459,500	▲9.2%	\$499,000	\$490,000	▲1.8%
<i>Kauai</i>	\$1,425,000	\$1,000,000	▲42.5%	\$1,425,000	\$905,000	▲57.5%
<i>Maui</i>	\$1,250,760	\$1,079,000	▲15.9%	\$1,300,000	\$1,100,000	▲18.2%
<i>Oahu</i>	\$1,075,000	\$987,000	▲8.9%	\$1,055,000	\$980,000	▲7.7%

CONDOMINIUMS

# OF SALES	MONTH			YTD		
	2024	2023	% CHANGE	2024	2023	% CHANGE
<i>Hawaii</i>	43	48	▼10.4%	75	86	▼12.8%
<i>Kauai</i>	22	24	▼8.3%	38	49	▼22.4%
<i>Maui</i>	66	67	▼1.5%	158	121	▲30.6%
<i>Oahu</i>	334	325	▲2.8%	626	600	▲4.3%
Total	465	464	▲0.2%	897	856	▲4.8%

MEDIAN SALES PRICE	MONTH			YTD		
	2024	2023	% CHANGE	2024	2023	% CHANGE
<i>Hawaii</i>	\$685,000	\$554,000	▲23.6%	\$635,000	\$580,000	▲9.5%
<i>Kauai</i>	\$689,700	\$674,500	▲2.3%	\$788,000	\$720,000	▲9.4%
<i>Maui</i>	\$744,500	\$915,000	▼18.6%	\$782,500	\$835,000	▼6.3%
<i>Oahu</i>	\$512,500	\$480,000	▲6.8%	\$510,000	\$485,000	▲5.2%

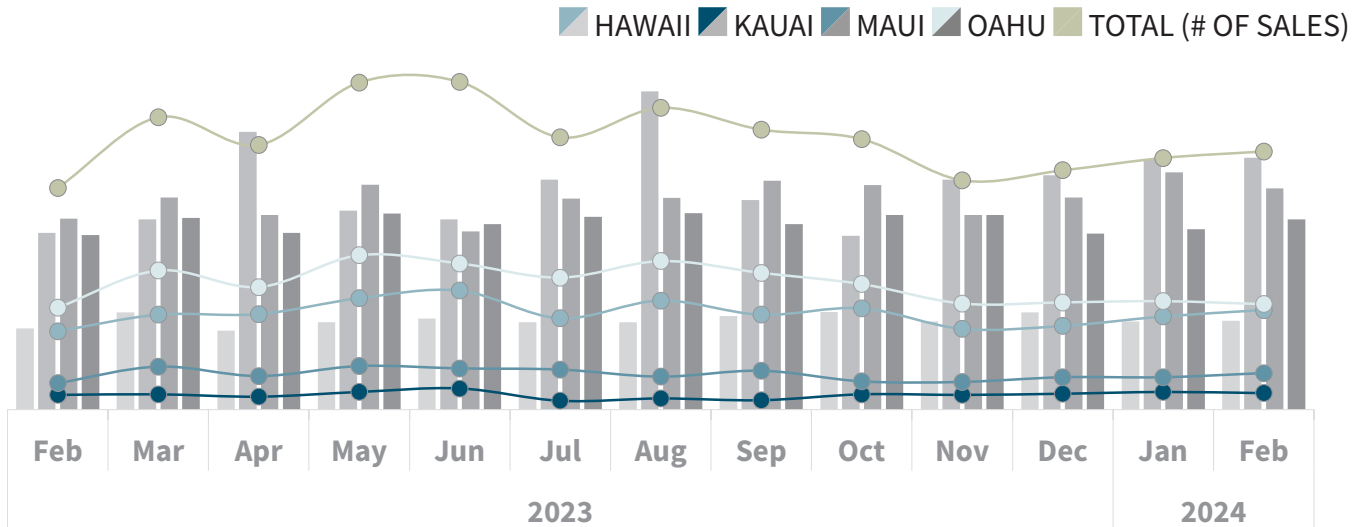


TITLE GUARANTY
HAWAII

STATEWIDE HOUSING STATISTICS

FEBRUARY 2024

SINGLE FAMILY HOMES



OF SALES | MEDIAN SALES PRICE (\$)

	HAWAII	KAUAI	MAUI	OAHU	TOTAL (# OF SALES)
2023					
<i>Feb</i>	133 459.5K	25 1.0M	45 1.1M	173 1.0M	376
<i>Mar</i>	161 550.0K	26 1.1M	73 1.2M	236 1.1M	496
<i>Apr</i>	162 447.5K	22 1.6M	57 1.1M	208 1.0M	449
<i>May</i>	189 495.0K	30 1.1M	74 1.3M	262 1.1M	555
<i>Jun</i>	202 515.0K	36 1.1M	70 1.0M	248 1.1M	556
<i>Jul</i>	155 495.0K	15 1.3M	68 1.2M	224 1.1M	462
<i>Aug</i>	185 495.0K	19 1.8M	56 1.2M	252 1.1M	512
<i>Sep</i>	161 530.0K	16 1.2M	66 1.3M	232 1.1M	475
<i>Oct</i>	172 552.5K	26 1.0M	48 1.3M	213 1.1M	459
<i>Nov</i>	137 499.0K	25 1.3M	47 1.1M	180 1.1M	389
<i>Dec</i>	142 550.0K	27 1.3M	55 1.2M	182 1.0M	406
2024					
<i>Jan</i>	158 499.0K	30 1.4M	55 1.3M	184 1.0M	427
<i>Feb</i>	169 502.0K	28 1.4M	62 1.3M	179 1.1M	438

Source: Respective Islands' board of REALTORS® Statistics provided by Title Guaranty. Information deemed reliable but not guaranteed. All rights to these materials are reserved; no reproduction without prior written consent.

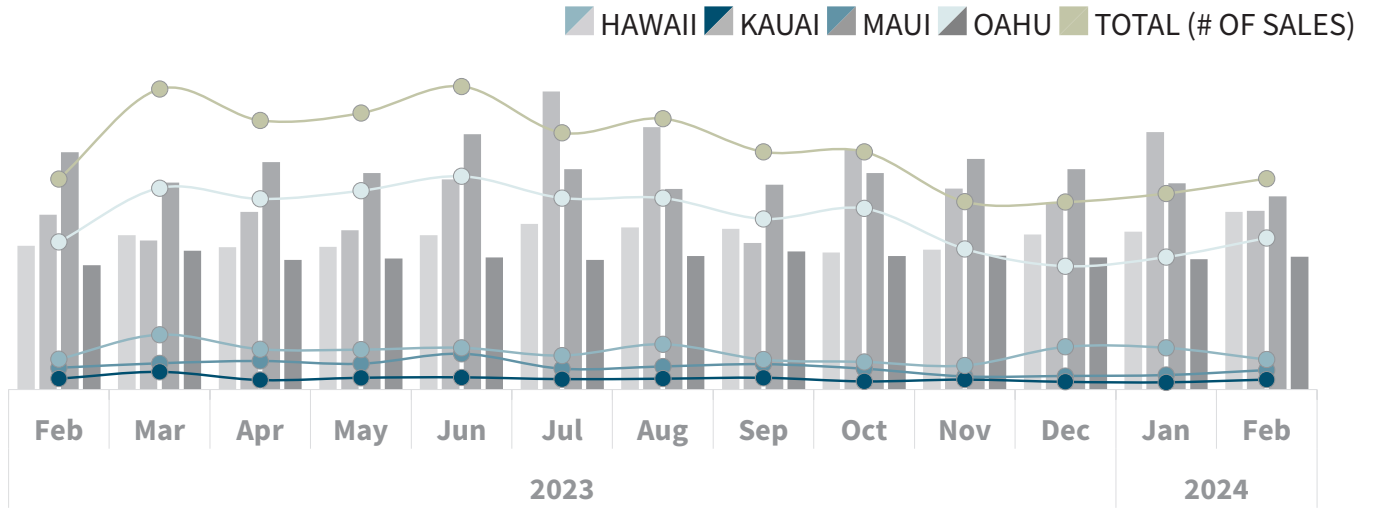


TITLE GUARANTY
HAWAII

STATEWIDE HOUSING STATISTICS

FEBRUARY 2024

CONDOMINIUMS



OF SALES | MEDIAN SALES PRICE (\$)

	HAWAII	KAUAI	MAUI	OAHU	TOTAL (# OF SALES)
2023					
<i>Feb</i>	48 554.0K	24 674.5K	67 0.9M	325 480.0K	464
<i>Mar</i>	58 595.0K	39 575.0K	121 797.5K	444 536.0K	662
<i>Apr</i>	63 549.0K	21 685.0K	89 877.0K	420 500.0K	593
<i>May</i>	57 550.0K	26 615.0K	88 835.0K	438 505.0K	609
<i>Jun</i>	79 595.0K	27 810.0K	92 1.0M	470 510.0K	668
<i>Jul</i>	46 639.5K	23 1.2M	75 850.0K	422 500.0K	566
<i>Aug</i>	51 625.0K	24 1.0M	100 773.8K	422 515.0K	597
<i>Sep</i>	56 620.0K	26 565.0K	66 789.5K	376 532.5K	524
<i>Oct</i>	46 528.8K	18 0.9M	61 835.0K	399 515.0K	524
<i>Nov</i>	29 539.0K	22 775.0K	53 890.0K	310 516.2K	414
<i>Dec</i>	30 598.5K	17 720.0K	94 850.0K	272 510.0K	413
2024					
<i>Jan</i>	32 608.5K	16 1.0M	92 795.0K	292 502.5K	432
<i>Feb</i>	43 685.0K	22 689.7K	66 744.5K	334 512.5K	465

Source: Respective Islands' board of REALTORS® Statistics provided by Title Guaranty. Information deemed reliable but not guaranteed. All rights to these materials are reserved; no reproduction without prior written consent.



TITLE GUARANTY
HAWAII

STATEWIDE HOUSING STATISTICS

FEBRUARY 2024

SINGLE FAMILY HOMES

CURRENT MONTH (VS LAST YEAR)

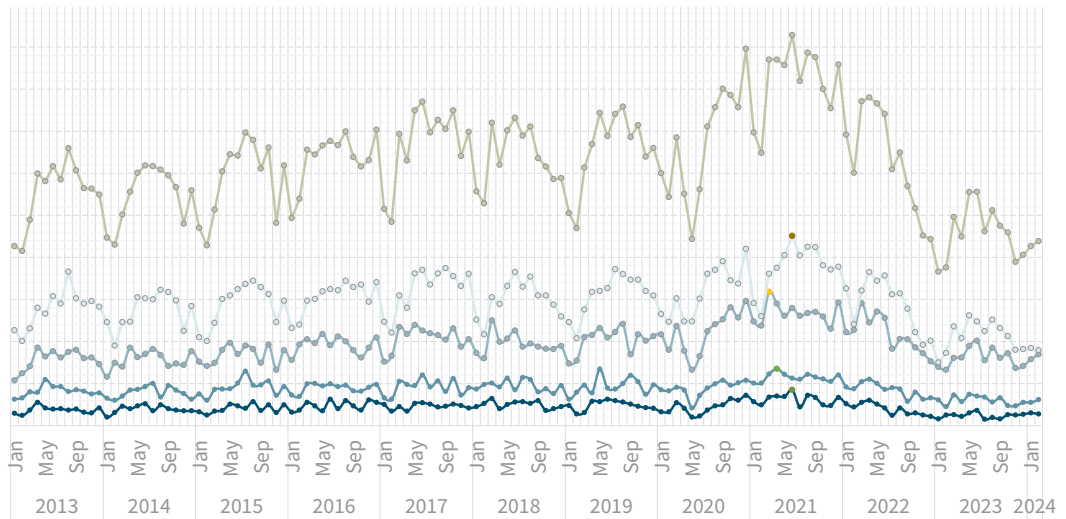
STATEWIDE ↑ 438

OAHU ↑ 179

HAWAII ↑ 169

MAUI ↑ 62

KAUAI ↑ 28



CONDOMINIUMS

CURRENT MONTH (VS LAST YEAR)

STATEWIDE ↑ 465

OAHU ↑ 334

MAUI ↓ 66

HAWAII ↓ 43

KAUAI ↓ 22

