



TITLE GUARANTY
HAWAII

STATEWIDE HOUSING STATISTICS

FEBRUARY 2023

SINGLE FAMILY HOMES

# OF SALES	MONTH			YTD		
	2023	2022	% CHANGE	2023	2022	% CHANGE
<i>Hawaii</i>	131	228	▼42.5%	269	450	▼40.2%
<i>Kauai</i>	25	44	▼43.2%	41	96	▼57.3%
<i>Maui</i>	44	88	▼50.0%	106	180	▼41.1%
<i>Oahu</i>	173	241	▼28.2%	323	567	▼43.0%
Total	373	601	▼37.9%	739	1,293	▼42.8%

MEDIAN SALES PRICE	MONTH			YTD		
	2023	2022	% CHANGE	2023	2022	% CHANGE
<i>Hawaii</i>	\$450,000	\$514,250	▼12.5%	\$485,000	\$525,000	▼7.6%
<i>Kauai</i>	\$1,000,000	\$1,341,000	▼25.4%	\$905,000	\$1,175,000	▼23.0%
<i>Maui</i>	\$1,076,500	\$1,100,000	▼2.1%	\$1,100,000	\$1,117,500	▼1.6%
<i>Oahu</i>	\$987,000	\$1,125,000	▼12.3%	\$980,000	\$1,084,250	▼9.6%

CONDOMINIUMS

# OF SALES	MONTH			YTD		
	2023	2022	% CHANGE	2023	2022	% CHANGE
<i>Hawaii</i>	48	85	▼43.5%	86	154	▼44.2%
<i>Kauai</i>	24	44	▼45.5%	49	70	▼30.0%
<i>Maui</i>	66	162	▼59.3%	120	318	▼62.3%
<i>Oahu</i>	325	486	▼33.1%	600	1,038	▼42.2%
Total	463	777	▼40.4%	855	1,580	▼45.9%

MEDIAN SALES PRICE	MONTH			YTD		
	2023	2022	% CHANGE	2023	2022	% CHANGE
<i>Hawaii</i>	\$554,000	\$545,000	▲1.7%	\$580,000	\$507,500	▲14.3%
<i>Kauai</i>	\$674,500	\$762,500	▼11.5%	\$720,000	\$632,500	▲13.8%
<i>Maui</i>	\$908,000	\$730,500	▲24.3%	\$832,500	\$725,000	▲14.8%
<i>Oahu</i>	\$480,000	\$497,000	▼3.4%	\$485,000	\$500,000	▼3.0%

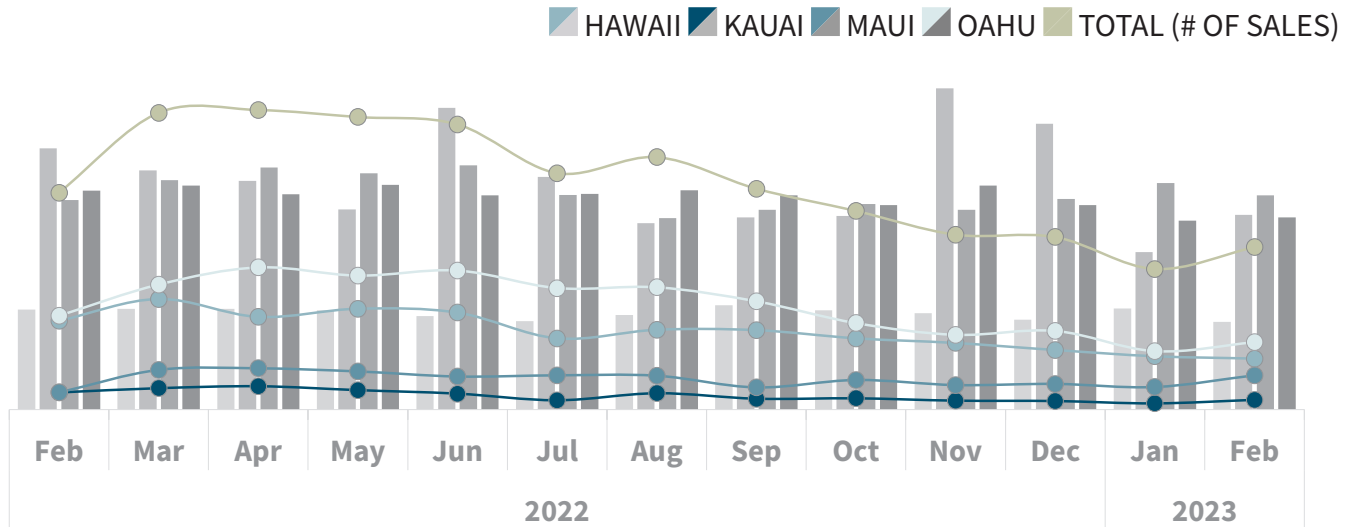


TITLE GUARANTY
HAWAII

STATEWIDE HOUSING STATISTICS

FEBRUARY 2023

SINGLE FAMILY HOMES



OF SALES | MEDIAN SALES PRICE (\$)

	HAWAII	KAUAI	MAUI	OAHU	TOTAL (# OF SALES)
2022					
<i>Feb</i>	228 514.3K	44 1.3M	88 1.1M	241 1.1M	601
<i>Mar</i>	284 517.5K	55 1.2M	102 1.2M	321 1.2M	762
<i>Apr</i>	238 517.0K	60 1.2M	106 1.2M	365 1.1M	769
<i>May</i>	259 510.0K	50 1.0M	98 1.2M	344 1.2M	751
<i>Jun</i>	249 480.0K	41 1.6M	85 1.3M	357 1.1M	732
<i>Jul</i>	183 455.0K	24 1.2M	88 1.1M	312 1.1M	607
<i>Aug</i>	205 485.0K	42 1.0M	87 1.0M	314 1.1M	648
<i>Sep</i>	204 535.0K	28 1.0M	57 1.0M	278 1.1M	567
<i>Oct</i>	183 509.0K	29 1.0M	76 1.1M	222 1.1M	510
<i>Nov</i>	171 495.0K	23 1.7M	63 1.0M	192 1.1M	449
<i>Dec</i>	153 462.0K	22 1.5M	66 1.1M	202 1.1M	443
2023					
<i>Jan</i>	137 520.0K	16 809.5K	58 1.2M	150 1.0M	361
<i>Feb</i>	131 450.0K	25 1.0M	44 1.1M	173 1.0M	373

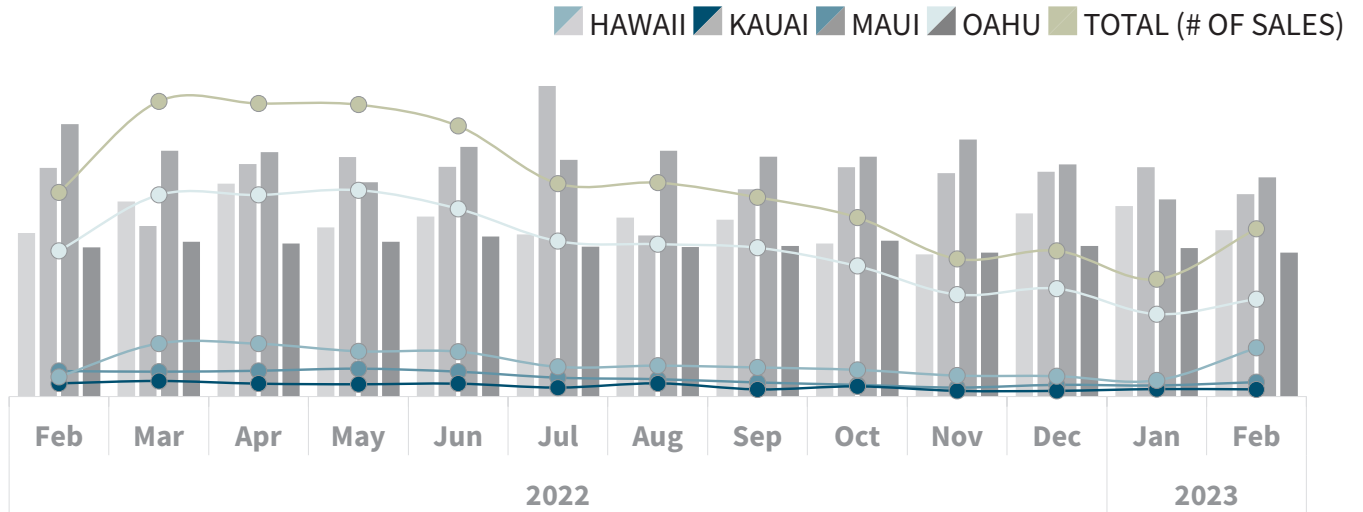


TITLE GUARANTY
HAWAII

STATEWIDE HOUSING STATISTICS

FEBRUARY 2023

CONDOMINIUMS



OF SALES | MEDIAN SALES PRICE (\$)

	HAWAII	KAUAI	MAUI	OAHU	TOTAL (# OF SALES)
2022					
Feb	85 545.0K	44 762.5K	162 730.5K	486 497.0K	777
Mar	83 650.0K	52 568.8K	177 820.0K	672 515.5K	984
Apr	86 710.0K	43 775.0K	176 815.0K	672 510.0K	977
May	93 563.5K	41 799.0K	151 715.0K	688 516.5K	973
Jun	83 599.9K	43 766.0K	150 832.5K	626 534.0K	902
Jul	63 540.0K	30 1.0M	99 789.5K	518 500.0K	710
Aug	58 597.0K	44 537.0K	103 820.0K	508 498.5K	713
Sep	47 590.0K	24 691.0K	97 800.0K	496 502.5K	664
Oct	39 510.0K	34 765.0K	89 800.0K	435 520.0K	597
Nov	30 473.8K	19 745.0K	70 856.3K	340 480.0K	459
Dec	39 610.0K	19 749.0K	68 773.5K	360 502.5K	486
2023					
Jan	37 635.5K	25 765.0K	54 657.5K	275 495.0K	391
Feb	48 554.0K	24 674.5K	66 0.9M	325 480.0K	463

Source: Respective Islands' board of REALTORS® Statistics provided by Title Guaranty. Information deemed reliable but not guaranteed. All rights to these materials are reserved; no reproduction without prior written consent.



TITLE GUARANTY
HAWAII

STATEWIDE HOUSING STATISTICS

FEBRUARY 2023

SINGLE FAMILY HOMES

CURRENT MONTH (VS LAST YEAR)

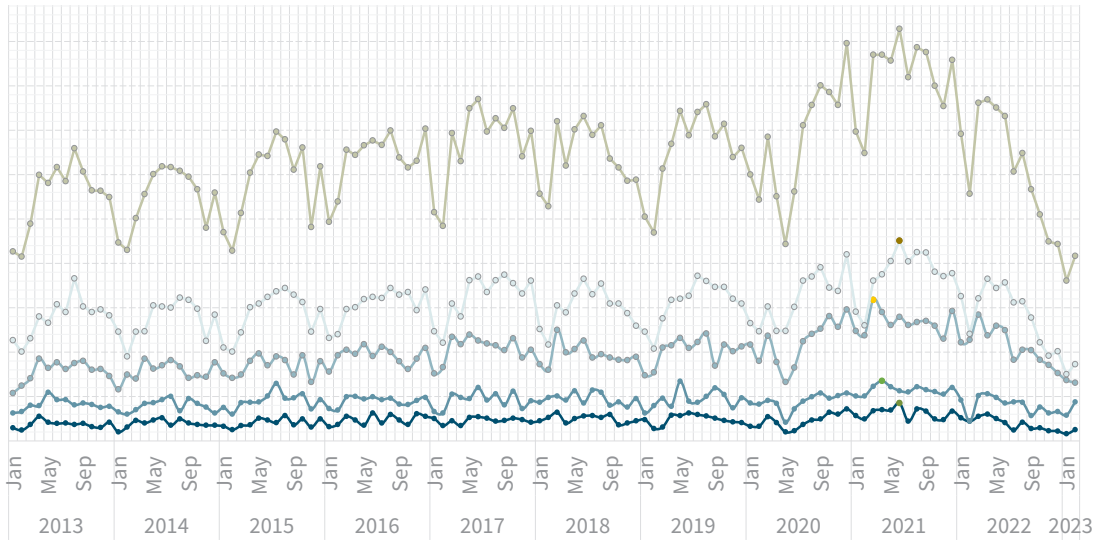
STATEWIDE ↓373

OAHU ↓173

HAWAII ↓131

MAUI ↓44

KAUAI ↓25



CONDOMINIUMS

CURRENT MONTH (VS LAST YEAR)

STATEWIDE ↓463

OAHU ↓325

MAUI ↓66

HAWAII ↓48

KAUAI ↓24

