



TITLE GUARANTY
HAWAII

STATEWIDE HOUSING STATISTICS

FEBRUARY 2022

SINGLE FAMILY HOMES

# OF SALES	MONTH			YTD		
	2022	2021	% CHANGE	2022	2021	% CHANGE
<i>Hawaii</i>	225	238	▼5.5%	446	486	▼8.2%
<i>Kauai</i>	44	49	▼10.2%	95	106	▼10.4%
<i>Maui</i>	86	101	▼14.9%	178	202	▼11.9%
<i>Oahu</i>	241	260	▼7.3%	567	551	▲2.9%
Total	596	648	▼8.0%	1,286	1,345	▼4.4%

MEDIAN SALES PRICE	MONTH			YTD		
	2022	2021	% CHANGE	2022	2021	% CHANGE
<i>Hawaii</i>	\$515,000	\$525,000	▼1.9%	\$527,500	\$489,000	▲7.9%
<i>Kauai</i>	\$1,341,000	\$975,000	▲37.5%	\$1,150,000	\$1,030,500	▲11.6%
<i>Maui</i>	\$1,058,500	\$895,000	▲18.3%	\$1,110,000	\$931,000	▲19.2%
<i>Oahu</i>	\$1,125,000	\$917,500	▲22.6%	\$1,084,250	\$895,000	▲21.1%

CONDOMINIUMS

# OF SALES	MONTH			YTD		
	2022	2021	% CHANGE	2022	2021	% CHANGE
<i>Hawaii</i>	83	100	▼17.0%	152	185	▼17.8%
<i>Kauai</i>	43	37	▲16.2%	69	76	▼9.2%
<i>Maui</i>	162	167	▼3.0%	318	282	▲12.8%
<i>Oahu</i>	486	446	▲9.0%	1,038	838	▲23.9%
Total	774	750	▲3.2%	1,577	1,381	▲14.2%

MEDIAN SALES PRICE	MONTH			YTD		
	2022	2021	% CHANGE	2022	2021	% CHANGE
<i>Hawaii</i>	\$545,000	\$480,000	▲13.5%	\$507,500	\$474,000	▲7.1%
<i>Kauai</i>	\$762,500	\$675,000	▲13.0%	\$632,500	\$614,000	▲3.0%
<i>Maui</i>	\$730,500	\$556,990	▲31.2%	\$725,000	\$560,000	▲29.5%
<i>Oahu</i>	\$497,000	\$457,500	▲8.6%	\$500,000	\$455,000	▲9.9%

Source: Respective Islands' board of REALTORS® Statistics provided by Title Guaranty. Information deemed reliable but not guaranteed. All rights to these materials are reserved; no reproduction without prior written consent.

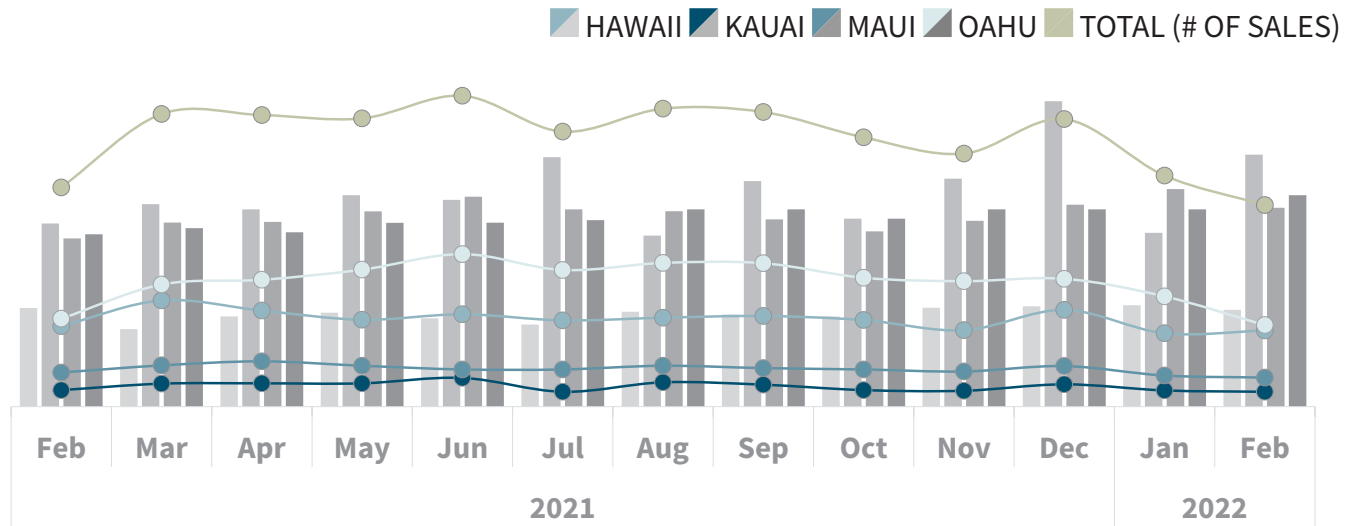


TITLE GUARANTY
HAWAII

STATEWIDE HOUSING STATISTICS

FEBRUARY 2022

SINGLE FAMILY HOMES



OF SALES | MEDIAN SALES PRICE (\$)

	HAWAII	KAUAI	MAUI	OAHU	TOTAL (# OF SALES)
2021					
Feb	238 525.0K	49 1.0M	101 895.0K	260 0.9M	648
Mar	314 413.0K	68 1.1M	122 1.0M	361 1.0M	865
Apr	284 480.0K	69 1.1M	134 1.0M	375 0.9M	862
May	257 500.0K	69 1.1M	121 1.0M	405 1.0M	852
Jun	273 470.0K	85 1.1M	110 1.1M	451 1.0M	919
Jul	255 437.0K	44 1.3M	110 1.1M	404 1.0M	813
Aug	263 505.0K	72 0.9M	121 1.0M	425 1.1M	881
Sep	268 490.0K	65 1.2M	114 1.0M	424 1.1M	871
Oct	256 480.0K	49 1.0M	110 0.9M	381 1.0M	796
Nov	226 526.5K	47 1.2M	104 1.0M	371 1.1M	748
Dec	286 534.0K	66 1.6M	120 1.1M	378 1.1M	850
2022					
Jan	217 540.0K	48 0.9M	92 1.2M	326 1.1M	683
Feb	225 515.0K	44 1.3M	86 1.1M	241 1.1M	596

Source: Respective Islands' board of REALTORS® Statistics provided by Title Guaranty. Information deemed reliable but not guaranteed. All rights to these materials are reserved; no reproduction without prior written consent.

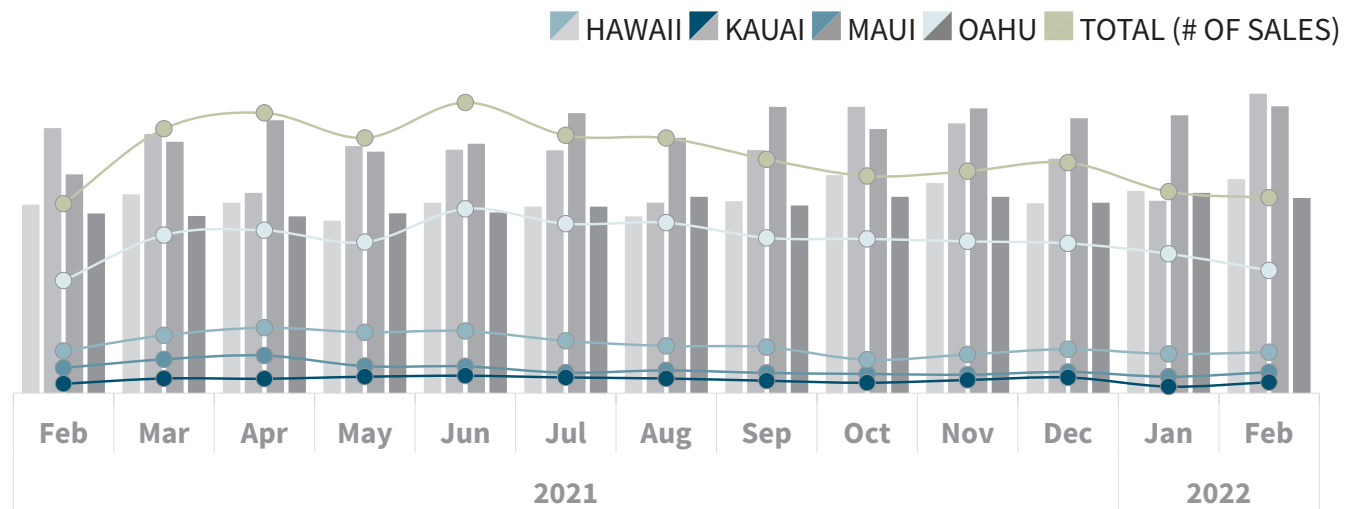


TITLE GUARANTY
HAWAII

STATEWIDE HOUSING STATISTICS

FEBRUARY 2022

CONDOMINIUMS



OF SALES | MEDIAN SALES PRICE (\$)

	HAWAII	KAUAI	MAUI	OAHU	TOTAL (# OF SALES)
2021					
Feb	100 480.0K	37 675.0K	167 557.0K	446 457.5K	750
Mar	134 506.3K	58 660.0K	229 640.0K	626 451.0K	1,047
Apr	149 485.0K	57 510.0K	259 695.0K	645 450.0K	1,110
May	107 439.0K	65 629.0K	241 615.0K	598 457.8K	1,011
Jun	106 485.0K	69 620.0K	246 635.0K	730 460.0K	1,151
Jul	81 475.0K	62 618.4K	207 713.0K	671 475.0K	1,021
Aug	90 450.0K	58 485.0K	187 650.0K	675 500.0K	1,010
Sep	80 488.8K	49 619.0K	182 729.1K	615 478.0K	926
Oct	76 555.0K	41 729.0K	132 672.5K	611 500.0K	860
Nov	73 535.0K	52 686.8K	153 725.0K	601 500.0K	879
Dec	84 483.5K	62 597.0K	174 700.0K	593 485.0K	913
2022					
Jan	65 515.0K	26 490.0K	155 707.5K	552 510.0K	798
Feb	83 545.0K	43 762.5K	162 730.5K	486 497.0K	774

Source: Respective Islands' board of REALTORS® Statistics provided by Title Guaranty. Information deemed reliable but not guaranteed. All rights to these materials are reserved; no reproduction without prior written consent.



TITLE GUARANTY
HAWAII

STATEWIDE HOUSING STATISTICS

FEBRUARY 2022

SINGLE FAMILY HOMES

CURRENT MONTH (VS LAST YEAR)

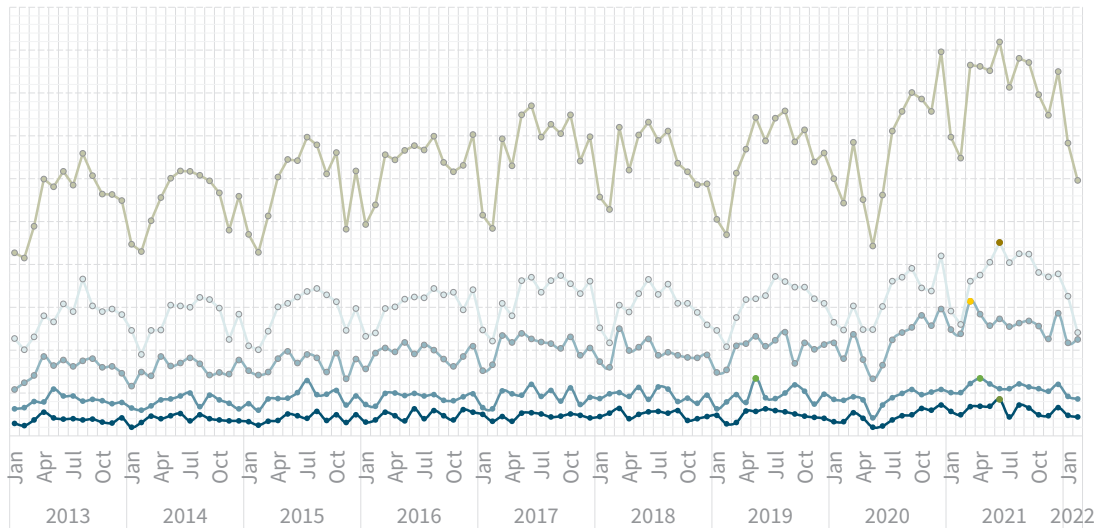
STATEWIDE ↓ 596

OAHU ↓ 241

HAWAII ↓ 225

MAUI ↓ 86

KAUAI ↓ 44



CONDOMINIUMS

CURRENT MONTH (VS LAST YEAR)

STATEWIDE ↑ 774

OAHU ↑ 486

MAUI ↓ 162

HAWAII ↓ 83

KAUAI ↑ 43

