



TITLE GUARANTY
HAWAII

STATEWIDE HOUSING STATISTICS

DECEMBER 2023

SINGLE FAMILY HOMES

# OF SALES	MONTH			YTD		
	2023	2022	% CHANGE	2023	2022	% CHANGE
<i>Hawaii</i>	142	153	▼7.2%	1,952	2,618	▼25.4%
<i>Kauai</i>	27	22	▲22.7%	284	475	▼40.2%
<i>Maui</i>	55	66	▼16.7%	729	1,023	▼28.7%
<i>Oahu</i>	182	202	▼9.9%	2,560	3,474	▼26.3%
Total	406	443	▼8.4%	5,525	7,590	▼27.2%

MEDIAN SALES PRICE	MONTH			YTD		
	2023	2022	% CHANGE	2023	2022	% CHANGE
<i>Hawaii</i>	\$550,000	\$462,000	▲19.0%	\$506,750	\$500,000	▲1.4%
<i>Kauai</i>	\$1,325,000	\$1,468,254	▼9.8%	\$1,150,000	\$1,180,000	▼2.5%
<i>Maui</i>	\$1,200,000	\$1,081,250	▲11.0%	\$1,200,000	\$1,105,000	▲8.6%
<i>Oahu</i>	\$996,500	\$1,049,500	▼5.1%	\$1,050,000	\$1,105,000	▼5.0%

CONDOMINIUMS

# OF SALES	MONTH			YTD		
	2023	2022	% CHANGE	2023	2022	% CHANGE
<i>Hawaii</i>	30	39	▼23.1%	606	794	▼23.7%
<i>Kauai</i>	17	19	▼10.5%	294	424	▼30.7%
<i>Maui</i>	94	69	▲36.2%	969	1,520	▼36.3%
<i>Oahu</i>	272	360	▼24.4%	4,573	6,353	▼28.0%
Total	413	487	▼15.2%	6,442	9,091	▼29.1%

MEDIAN SALES PRICE	MONTH			YTD		
	2023	2022	% CHANGE	2023	2022	% CHANGE
<i>Hawaii</i>	\$598,500	\$610,000	▼1.9%	\$580,000	\$572,500	▲1.3%
<i>Kauai</i>	\$720,000	\$749,000	▼3.9%	\$722,500	\$712,500	▲1.4%
<i>Maui</i>	\$850,000	\$770,000	▲10.4%	\$832,500	\$775,000	▲7.4%
<i>Oahu</i>	\$510,000	\$502,500	▲1.5%	\$508,500	\$510,000	▼0.3%

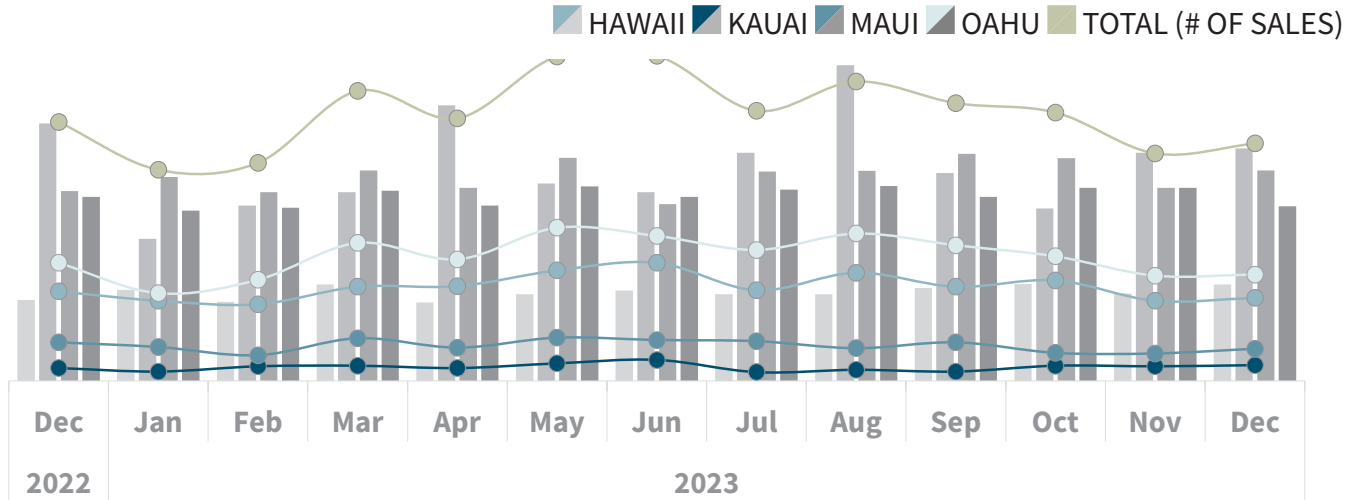


TITLE GUARANTY
HAWAII

STATEWIDE HOUSING STATISTICS

DECEMBER 2023

SINGLE FAMILY HOMES



OF SALES | MEDIAN SALES PRICE (\$)

	HAWAII	KAUAI	MAUI	OAHU	TOTAL (# OF SALES)
2022					
Dec	153 462.0K	22 1.5M	66 1.1M	202 1.0M	443
2023					
Jan	137 520.0K	16 809.5K	58 1.2M	150 1.0M	361
Feb	131 450.0K	25 1.0M	44 1.1M	173 1.0M	373
Mar	161 550.0K	26 1.1M	73 1.2M	236 1.1M	496
Apr	162 447.5K	22 1.6M	57 1.1M	208 1.0M	449
May	189 495.0K	30 1.1M	74 1.3M	262 1.1M	555
Jun	202 515.0K	36 1.1M	70 1.0M	248 1.1M	556
Jul	155 495.0K	15 1.3M	68 1.2M	224 1.1M	462
Aug	185 495.0K	19 1.8M	56 1.2M	252 1.1M	512
Sep	161 530.0K	16 1.2M	66 1.3M	232 1.1M	475
Oct	172 552.5K	26 1.0M	48 1.3M	213 1.1M	459
Nov	137 499.0K	25 1.3M	47 1.1M	180 1.1M	389
Dec	142 550.0K	27 1.3M	55 1.2M	182 1.0M	406

Source: Respective Islands' board of REALTORS® Statistics provided by Title Guaranty. Information deemed reliable but not guaranteed. All rights to these materials are reserved; no reproduction without prior written consent.

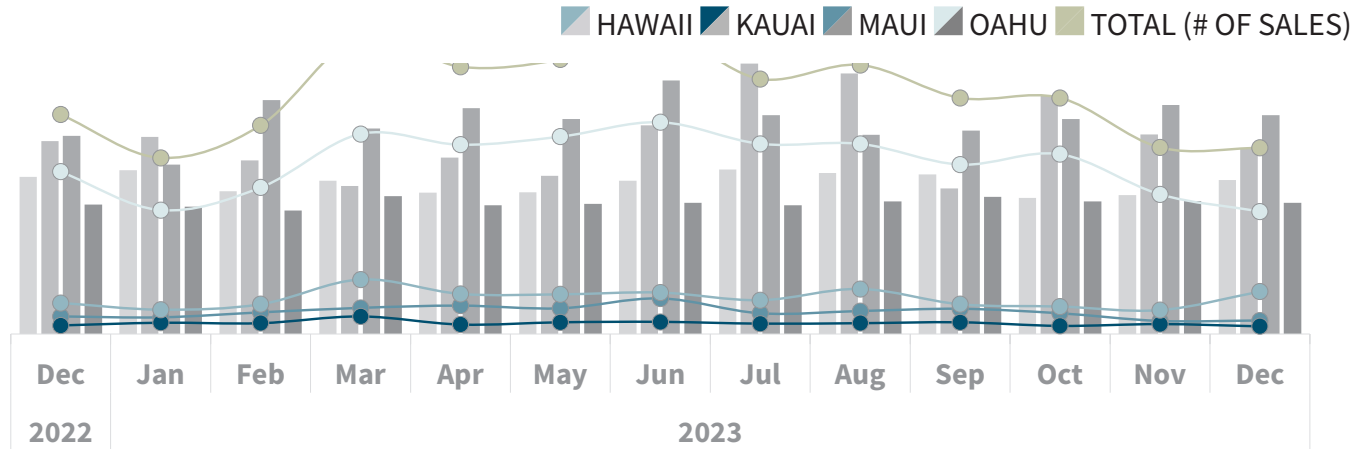


TITLE GUARANTY
HAWAII

STATEWIDE HOUSING STATISTICS

DECEMBER 2023

CONDOMINIUMS



OF SALES | MEDIAN SALES PRICE (\$)

	HAWAII	KAUAI	MAUI	OAHU	TOTAL (# OF SALES)
2022					
Dec	39 610.0K	19 749.0K	69 770.0K	360 502.5K	487
2023					
Jan	37 635.5K	25 765.0K	54 657.5K	275 495.0K	391
Feb	48 554.0K	24 674.5K	66 0.9M	325 480.0K	463
Mar	58 595.0K	39 575.0K	121 797.5K	444 536.0K	662
Apr	63 549.0K	21 685.0K	89 877.0K	420 500.0K	593
May	57 550.0K	26 615.0K	88 835.0K	438 505.0K	609
Jun	79 595.0K	27 810.0K	92 1.0M	470 510.0K	668
Jul	46 639.5K	23 1.2M	75 850.0K	422 500.0K	566
Aug	51 625.0K	24 1.0M	100 773.8K	422 515.0K	597
Sep	56 620.0K	26 565.0K	66 789.5K	376 532.5K	524
Oct	46 528.8K	18 0.9M	61 835.0K	399 515.0K	524
Nov	29 539.0K	22 775.0K	53 890.0K	310 516.2K	414
Dec	30 598.5K	17 720.0K	94 850.0K	272 510.0K	413



TITLE GUARANTY
HAWAII

STATEWIDE HOUSING STATISTICS

DECEMBER 2023

SINGLE FAMILY HOMES

CURRENT MONTH (VS LAST YEAR)

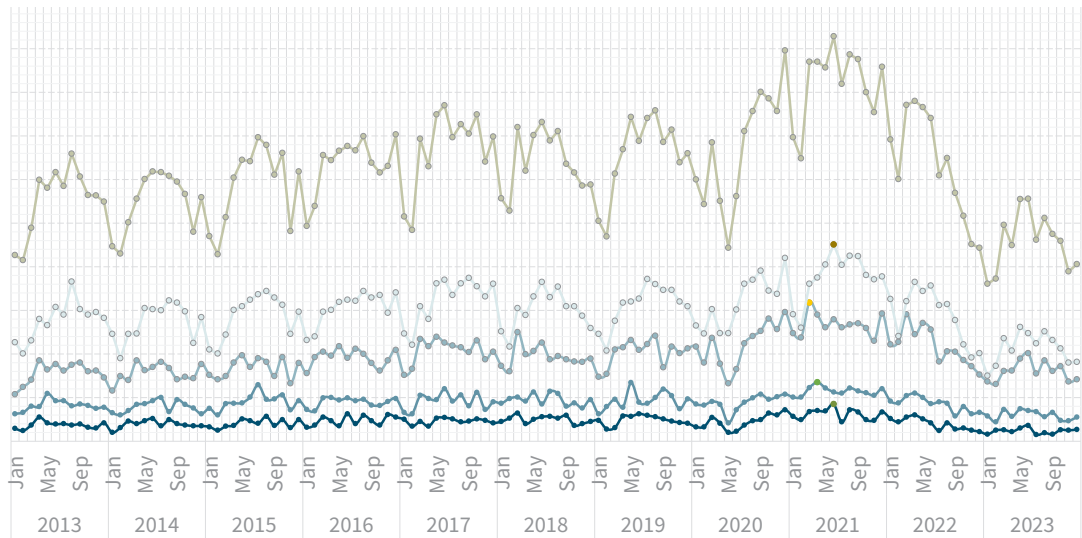
STATEWIDE ↓406

OAHU ↓182

HAWAII ↓142

MAUI ↓55

KAUAI ↑27



CONDOMINIUMS

CURRENT MONTH (VS LAST YEAR)

STATEWIDE ↓413

OAHU ↓272

MAUI ↑94

HAWAII ↓30

KAUAI ↓17

