



TITLE GUARANTY
HAWAII

STATEWIDE HOUSING STATISTICS

DECEMBER 2022

SINGLE FAMILY HOMES

# OF SALES	MONTH			YTD		
	2022	2021	% CHANGE	2022	2021	% CHANGE
<i>Hawaii</i>	153	293	▼47.8%	2,614	3,215	▼18.7%
<i>Kauai</i>	22	67	▼67.2%	474	745	▼36.4%
<i>Maui</i>	66	120	▼45.0%	1,378	1,023	▼25.8%
<i>Oahu</i>	202	378	▼46.6%	3,474	4,526	▼23.2%
Total	443	858	▼48.4%	7,940	9,509	▼16.5%

MEDIAN SALES PRICE	MONTH			YTD		
	2022	2021	% CHANGE	2022	2021	% CHANGE
<i>Hawaii</i>	\$462,000	\$520,000	▼11.2%	\$500,000	\$477,000	▲4.8%
<i>Kauai</i>	\$1,468,254	\$1,600,000	▼8.2%	\$1,180,000	\$1,100,000	▲7.3%
<i>Maui</i>	\$1,081,250	\$1,075,000	▲0.6%	\$1,105,000	\$995,000	▲11.1%
<i>Oahu</i>	\$1,050,000	\$1,049,500	▲0.0%	\$1,105,000	\$990,000	▲11.6%

CONDOMINIUMS

# OF SALES	MONTH			YTD		
	2022	2021	% CHANGE	2022	2021	% CHANGE
<i>Hawaii</i>	39	85	▼54.1%	793	1,177	▼32.6%
<i>Kauai</i>	19	62	▼69.4%	424	651	▼34.9%
<i>Maui</i>	68	176	▼61.4%	1,519	2,317	▼34.4%
<i>Oahu</i>	360	593	▼39.3%	6,353	7,203	▼11.8%
Total	486	916	▼46.9%	9,939	10,498	▼5.3%

MEDIAN SALES PRICE	MONTH			YTD		
	2022	2021	% CHANGE	2022	2021	% CHANGE
<i>Hawaii</i>	\$610,000	\$471,088	▲29.5%	\$575,000	\$480,000	▲19.8%
<i>Kauai</i>	\$749,000	\$597,000	▲25.5%	\$712,500	\$612,000	▲16.4%
<i>Maui</i>	\$773,500	\$700,000	▲10.5%	\$775,000	\$650,000	▲19.2%
<i>Oahu</i>	\$502,500	\$485,000	▲3.6%	\$510,000	\$475,000	▲7.4%

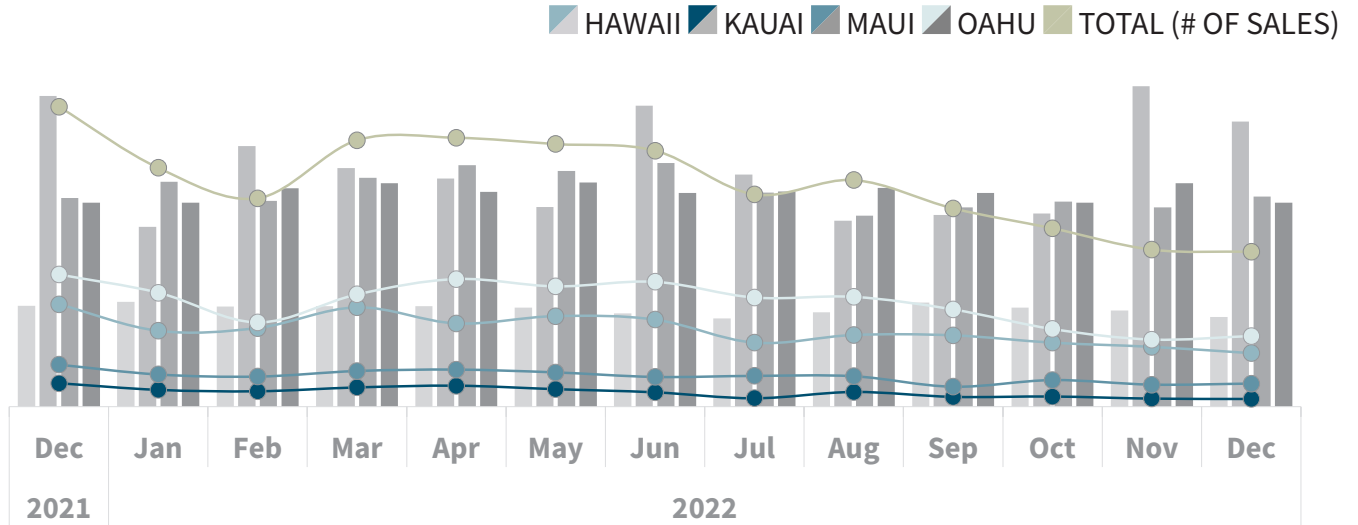


TITLE GUARANTY
HAWAII

STATEWIDE HOUSING STATISTICS

DECEMBER 2022

SINGLE FAMILY HOMES



OF SALES | MEDIAN SALES PRICE (\$)

	HAWAII	KAUAI	MAUI	OAHU	TOTAL (# OF SALES)
2021					
Dec	293 520.0K	67 1.6M	120 1.1M	378 1.0M	858
2022					
Jan	217 540.0K	48 0.9M	92 1.2M	326 1.1M	683
Feb	225 515.0K	44 1.3M	86 1.1M	241 1.1M	596
Mar	284 517.5K	55 1.2M	102 1.2M	321 1.2M	762
Apr	238 517.0K	60 1.2M	106 1.2M	365 1.1M	769
May	259 510.0K	50 1.0M	98 1.2M	344 1.2M	751
Jun	249 480.0K	41 1.6M	85 1.3M	357 1.1M	732
Jul	183 455.0K	24 1.2M	88 1.1M	312 1.1M	607
Aug	205 485.0K	42 1.0M	87 1.0M	314 1.1M	648
Sep	204 535.0K	28 1.0M	57 1.0M	278 1.1M	567
Oct	183 509.0K	29 1.0M	76 1.1M	222 1.1M	510
Nov	171 495.0K	23 1.7M	63 1.0M	192 1.1M	449
Dec	153 462.0K	22 1.5M	66 1.1M	202 1.1M	443

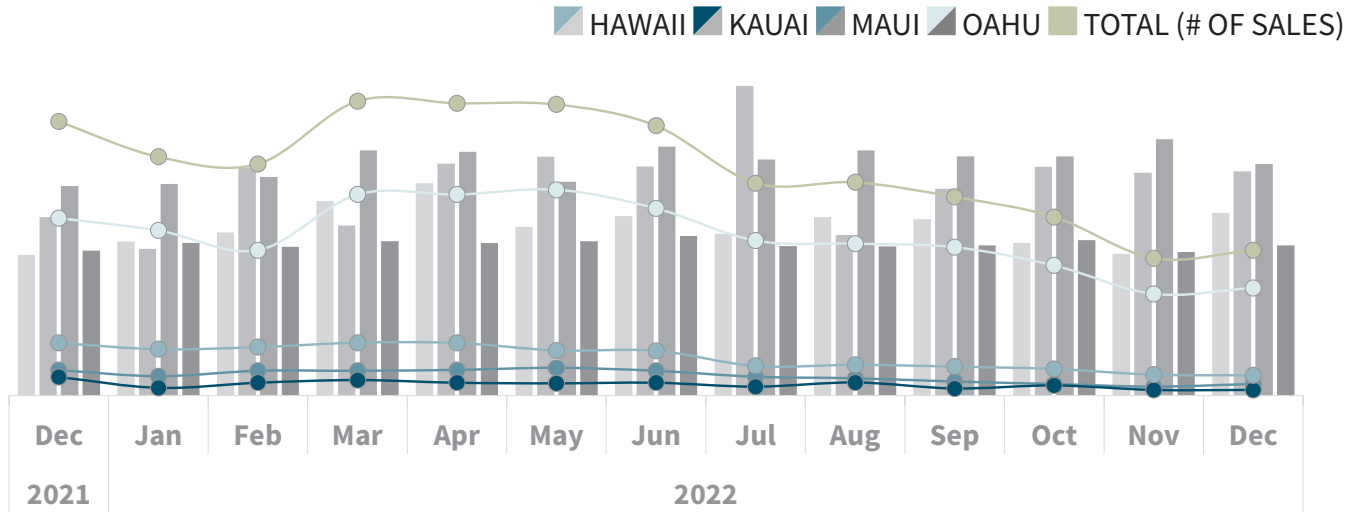


TITLE GUARANTY
HAWAII

STATEWIDE HOUSING STATISTICS

DECEMBER 2022

CONDOMINIUMS



OF SALES | MEDIAN SALES PRICE (\$)

	HAWAII	KAUAI	MAUI	OAHU	TOTAL (# OF SALES)
2021					
Dec	85 471.1K	62 597.0K	176 700.0K	593 485.0K	916
2022					
Jan	65 515.0K	26 490.0K	155 707.5K	552 510.0K	798
Feb	83 545.0K	43 762.5K	162 730.5K	486 497.0K	774
Mar	83 650.0K	52 568.8K	177 820.0K	672 515.5K	984
Apr	86 710.0K	43 775.0K	176 815.0K	672 510.0K	977
May	93 563.5K	41 799.0K	151 715.0K	688 516.5K	973
Jun	83 599.9K	43 766.0K	150 832.5K	626 534.0K	902
Jul	63 540.0K	30 1.0M	99 789.5K	518 500.0K	710
Aug	58 597.0K	44 537.0K	103 820.0K	508 498.5K	713
Sep	47 590.0K	24 691.0K	97 800.0K	496 502.5K	664
Oct	39 510.0K	34 765.0K	89 800.0K	435 520.0K	597
Nov	30 473.8K	19 745.0K	70 856.3K	340 480.0K	459
Dec	39 610.0K	19 749.0K	68 773.5K	360 502.5K	486

Source: Respective Islands' board of REALTORS® Statistics provided by Title Guaranty. Information deemed reliable but not guaranteed. All rights to these materials are reserved; no reproduction without prior written consent.



TITLE GUARANTY
HAWAII

STATEWIDE HOUSING STATISTICS

DECEMBER 2022

SINGLE FAMILY HOMES

CURRENT MONTH (VS LAST YEAR)

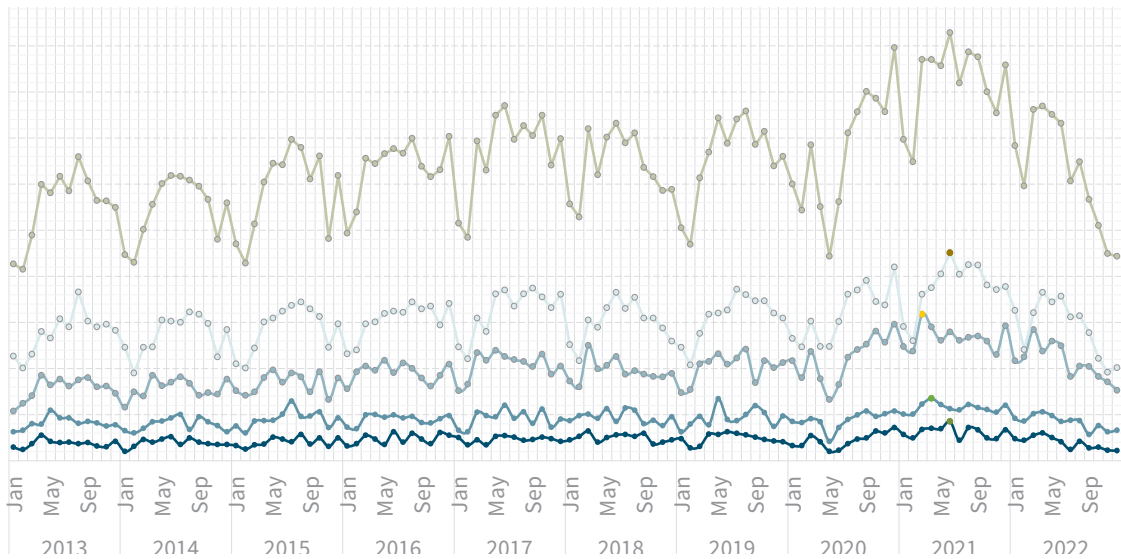
STATEWIDE ↓443

OAHU ↓202

HAWAII ↓153

MAUI ↓66

KAUAI ↓22



CONDOMINIUMS

CURRENT MONTH (VS LAST YEAR)

STATEWIDE ↓486

OAHU ↓360

MAUI ↓68

HAWAII ↓39

KAUAI ↓19

