



TITLE GUARANTY
HAWAII

STATEWIDE HOUSING STATISTICS

DECEMBER 2021

SINGLE FAMILY HOMES

# OF SALES	MONTH			YTD		
	2021	2020	% CHANGE	2021	2020	% CHANGE
<i>Hawaii</i>	286	296	▼3.4%	3,205	2,662	▲20.4%
<i>Kauai</i>	66	72	▼8.3%	743	533	▲39.4%
<i>Maui</i>	120	108	▲11.1%	1,378	1,059	▲30.1%
<i>Oahu</i>	378	420	▼10.0%	4,526	3,838	▲17.9%
Total	850	896	▼5.1%	9,852	8,092	▲21.7%

MEDIAN SALES PRICE	MONTH			YTD		
	2021	2020	% CHANGE	2021	2020	% CHANGE
<i>Hawaii</i>	\$534,000	\$477,000	▲11.9%	\$480,000	\$410,000	▲17.1%
<i>Kauai</i>	\$1,625,000	\$922,504	▲76.2%	\$1,100,000	\$810,000	▲35.8%
<i>Maui</i>	\$1,075,000	\$849,000	▲26.6%	\$995,000	\$795,000	▲25.2%
<i>Oahu</i>	\$1,050,000	\$870,000	▲20.7%	\$990,000	\$830,000	▲19.3%

CONDOMINIUMS

# OF SALES	MONTH			YTD		
	2021	2020	% CHANGE	2021	2020	% CHANGE
<i>Hawaii</i>	84	97	▼13.4%	1,176	751	▲56.6%
<i>Kauai</i>	62	39	▲59.0%	651	338	▲92.6%
<i>Maui</i>	174	171	▲1.8%	2,315	1,361	▲70.1%
<i>Oahu</i>	593	514	▲15.4%	7,203	4,706	▲53.1%
Total	913	821	▲11.2%	11,345	7,156	▲58.5%

MEDIAN SALES PRICE	MONTH			YTD		
	2021	2020	% CHANGE	2021	2020	% CHANGE
<i>Hawaii</i>	\$483,544	\$385,000	▲25.6%	\$480,000	\$395,000	▲21.5%
<i>Kauai</i>	\$597,000	\$515,000	▲15.9%	\$612,000	\$555,000	▲10.3%
<i>Maui</i>	\$700,000	\$630,000	▲11.1%	\$650,000	\$577,100	▲12.6%
<i>Oahu</i>	\$485,000	\$455,000	▲6.6%	\$475,000	\$435,000	▲9.2%

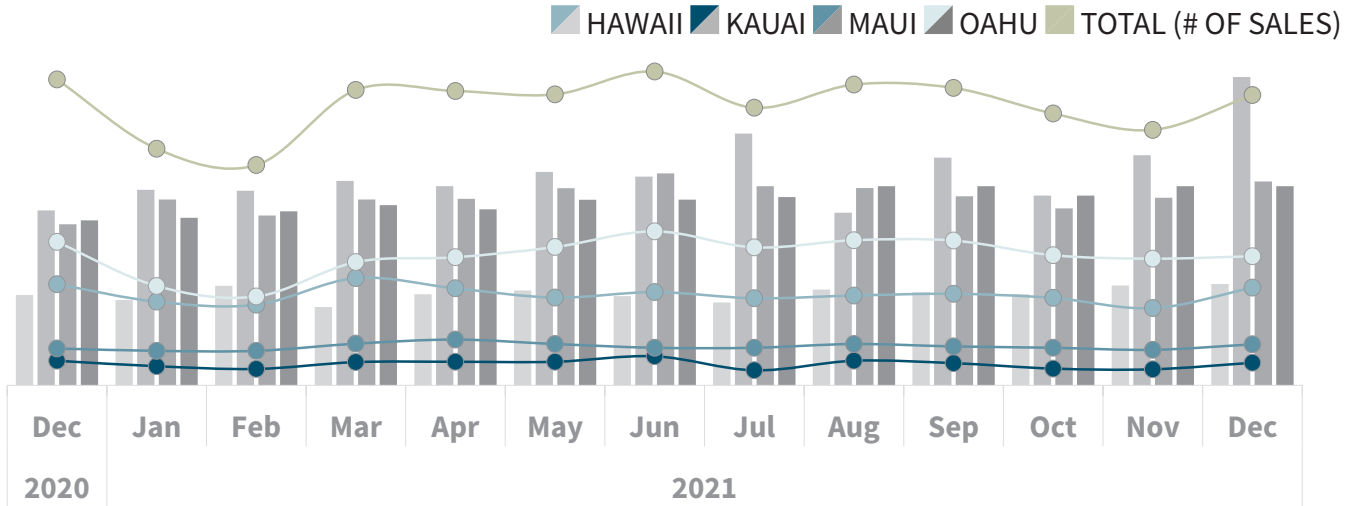


TITLE GUARANTY
HAWAII

STATEWIDE HOUSING STATISTICS

DECEMBER 2021

SINGLE FAMILY HOMES



OF SALES | MEDIAN SALES PRICE (\$)

	HAWAII	KAUAI	MAUI	OAHU	TOTAL (# OF SALES)
2020					
Dec	296 477.0K	72 0.9M	108 849.0K	420 870.0K	896
2021					
Jan	245 450.0K	56 1.0M	101 1.0M	291 883.0K	693
Feb	236 525.0K	48 1.0M	101 895.0K	260 0.9M	645
Mar	314 413.0K	68 1.1M	122 1.0M	361 1.0M	865
Apr	284 480.0K	69 1.1M	134 1.0M	375 0.9M	862
May	257 500.0K	69 1.1M	121 1.0M	405 1.0M	852
Jun	273 470.0K	85 1.1M	110 1.1M	451 1.0M	919
Jul	255 437.0K	44 1.3M	110 1.1M	404 1.0M	813
Aug	263 505.0K	72 0.9M	121 1.0M	425 1.1M	881
Sep	268 490.0K	65 1.2M	114 1.0M	424 1.1M	871
Oct	256 480.0K	49 1.0M	110 0.9M	381 1.0M	796
Nov	226 526.5K	47 1.2M	104 1.0M	371 1.1M	748
Dec	286 534.0K	66 1.6M	120 1.1M	378 1.1M	850

Source: Respective Islands' board of REALTORS® Statistics provided by Title Guaranty. Information deemed reliable but not guaranteed. All rights to these materials are reserved; no reproduction without prior written consent.

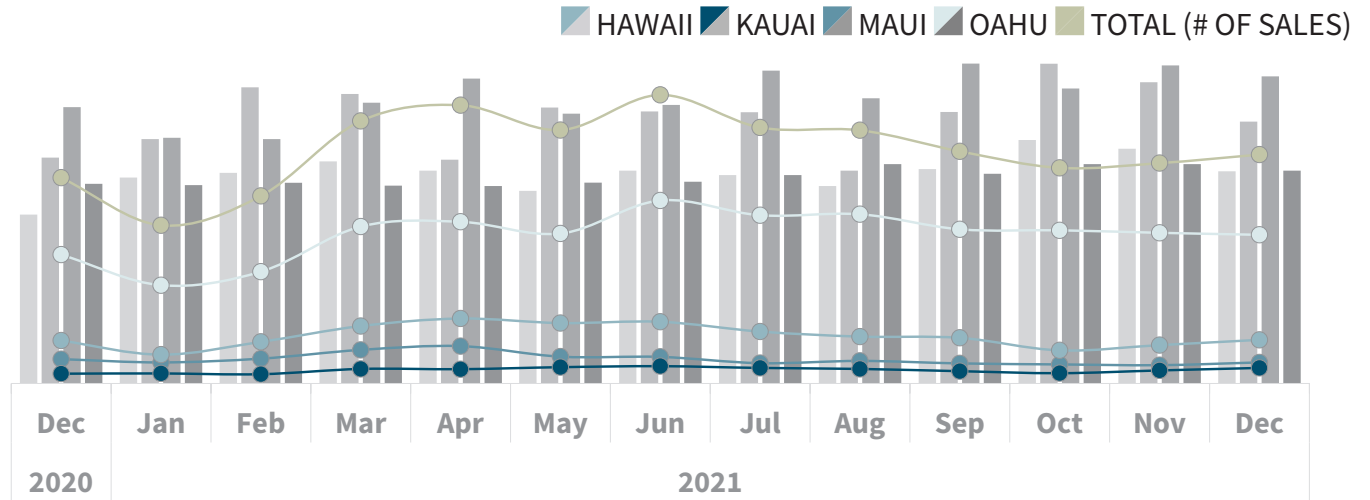


TITLE GUARANTY
HAWAII

STATEWIDE HOUSING STATISTICS

DECEMBER 2021

CONDOMINIUMS



OF SALES | MEDIAN SALES PRICE (\$)

	HAWAII	KAUAI	MAUI	OAHU	TOTAL (# OF SALES)
2020					
<i>Dec</i>	97 385.0K	39 515.0K	171 630.0K	514 455.0K	821
2021					
<i>Jan</i>	84 469.5K	40 557.0K	115 560.0K	392 452.0K	631
<i>Feb</i>	99 480.0K	37 675.0K	166 557.0K	446 457.5K	748
<i>Mar</i>	134 506.3K	58 660.0K	229 640.0K	626 451.0K	1,047
<i>Apr</i>	149 485.0K	57 510.0K	259 695.0K	645 450.0K	1,110
<i>May</i>	107 439.0K	65 629.0K	241 615.0K	598 457.8K	1,011
<i>Jun</i>	106 485.0K	69 620.0K	246 635.0K	730 460.0K	1,151
<i>Jul</i>	81 475.0K	62 618.4K	207 713.0K	671 475.0K	1,021
<i>Aug</i>	90 450.0K	58 485.0K	187 650.0K	675 500.0K	1,010
<i>Sep</i>	80 488.8K	49 619.0K	182 729.1K	615 478.0K	926
<i>Oct</i>	76 555.0K	41 729.0K	132 672.5K	611 500.0K	860
<i>Nov</i>	73 535.0K	52 686.8K	153 725.0K	601 500.0K	879
<i>Dec</i>	84 483.5K	62 597.0K	174 700.0K	593 485.0K	913

Source: Respective Islands' board of REALTORS® Statistics provided by Title Guaranty. Information deemed reliable but not guaranteed. All rights to these materials are reserved; no reproduction without prior written consent.



TITLE GUARANTY
HAWAII

STATEWIDE HOUSING STATISTICS

DECEMBER 2021

SINGLE FAMILY HOMES

CURRENT MONTH (VS LAST YEAR)

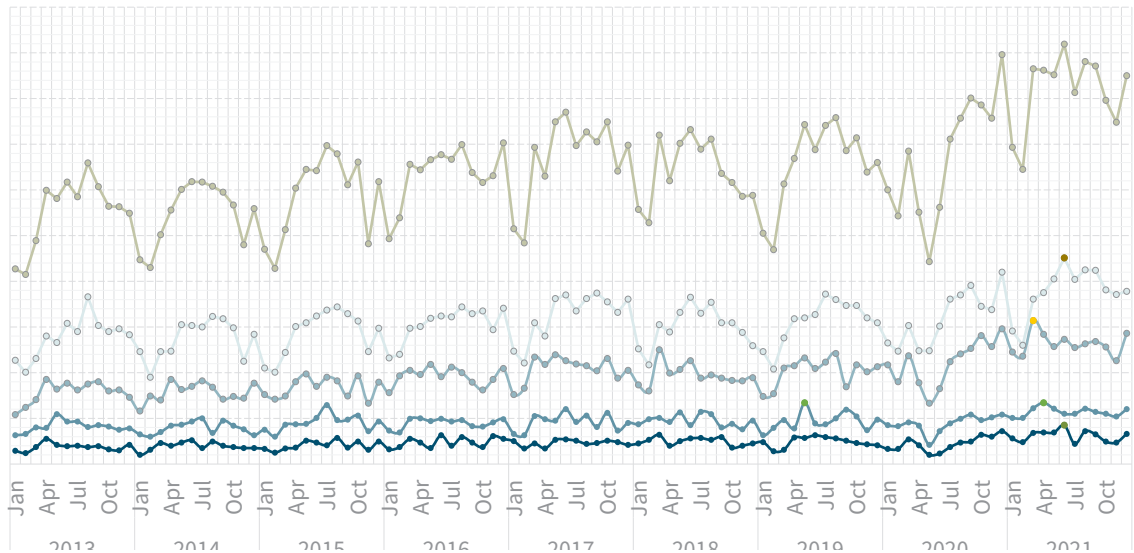
STATEWIDE ↓ 850

OAHU ↓ 378

HAWAII ↓ 286

MAUI ↑ 120

KAUAI ↓ 66



CONDOMINIUMS

CURRENT MONTH (VS LAST YEAR)

STATEWIDE ↑ 913

OAHU ↑ 593

MAUI ↑ 174

HAWAII ↓ 84

KAUAI ↑ 62

