



TITLE GUARANTY  
HAWAII

# STATEWIDE HOUSING STATISTICS

NOVEMBER 2023

## SINGLE FAMILY HOMES

| # OF SALES    | MONTH      |            |               | YTD          |              |               |
|---------------|------------|------------|---------------|--------------|--------------|---------------|
|               | 2023       | 2022       | % CHANGE      | 2023         | 2022         | % CHANGE      |
| <i>Hawaii</i> | 137        | 172        | ▼20.3%        | 1,805        | 2,465        | ▼26.8%        |
| <i>Kauai</i>  | 25         | 25         | –             | 257          | 453          | ▼43.3%        |
| <i>Maui</i>   | 47         | 63         | ▼25.4%        | 673          | 957          | ▼29.7%        |
| <i>Oahu</i>   | 180        | 192        | ▼6.3%         | 2,378        | 3,272        | ▼27.3%        |
| <b>Total</b>  | <b>389</b> | <b>452</b> | <b>▼13.9%</b> | <b>5,113</b> | <b>7,147</b> | <b>▼28.5%</b> |

| MEDIAN SALES PRICE | MONTH       |             |          | YTD         |             |          |
|--------------------|-------------|-------------|----------|-------------|-------------|----------|
|                    | 2023        | 2022        | % CHANGE | 2023        | 2022        | % CHANGE |
| <i>Hawaii</i>      | \$499,000   | \$492,500   | ▲1.3%    | \$500,000   | \$500,000   | –        |
| <i>Kauai</i>       | \$1,300,000 | \$1,650,000 | ▼21.2%   | \$1,124,000 | \$1,150,000 | ▼2.3%    |
| <i>Maui</i>        | \$1,100,000 | \$1,025,000 | ▲7.3%    | \$1,200,000 | \$1,120,000 | ▲7.1%    |
| <i>Oahu</i>        | \$1,100,055 | \$1,149,500 | ▼4.3%    | \$1,060,000 | \$1,110,000 | ▼4.5%    |

## CONDOMINIUMS

| # OF SALES    | MONTH      |            |               | YTD          |              |               |
|---------------|------------|------------|---------------|--------------|--------------|---------------|
|               | 2023       | 2022       | % CHANGE      | 2023         | 2022         | % CHANGE      |
| <i>Hawaii</i> | 29         | 31         | ▼6.5%         | 575          | 755          | ▼23.8%        |
| <i>Kauai</i>  | 22         | 19         | ▲15.8%        | 277          | 405          | ▼31.6%        |
| <i>Maui</i>   | 53         | 71         | ▼25.4%        | 875          | 1,451        | ▼39.7%        |
| <i>Oahu</i>   | 310        | 340        | ▼8.8%         | 4,301        | 5,993        | ▼28.2%        |
| <b>Total</b>  | <b>414</b> | <b>461</b> | <b>▼10.2%</b> | <b>6,028</b> | <b>8,604</b> | <b>▼29.9%</b> |

| MEDIAN SALES PRICE | MONTH     |           |          | YTD       |           |          |
|--------------------|-----------|-----------|----------|-----------|-----------|----------|
|                    | 2023      | 2022      | % CHANGE | 2023      | 2022      | % CHANGE |
| <i>Hawaii</i>      | \$539,000 | \$440,000 | ▲22.5%   | \$580,000 | \$570,000 | ▲1.8%    |
| <i>Kauai</i>       | \$775,000 | \$745,000 | ▲4.0%    | \$725,000 | \$710,000 | ▲2.1%    |
| <i>Maui</i>        | \$890,000 | \$850,000 | ▲4.7%    | \$830,000 | \$775,000 | ▲7.1%    |
| <i>Oahu</i>        | \$516,179 | \$480,000 | ▲7.5%    | \$508,500 | \$510,000 | ▼0.3%    |

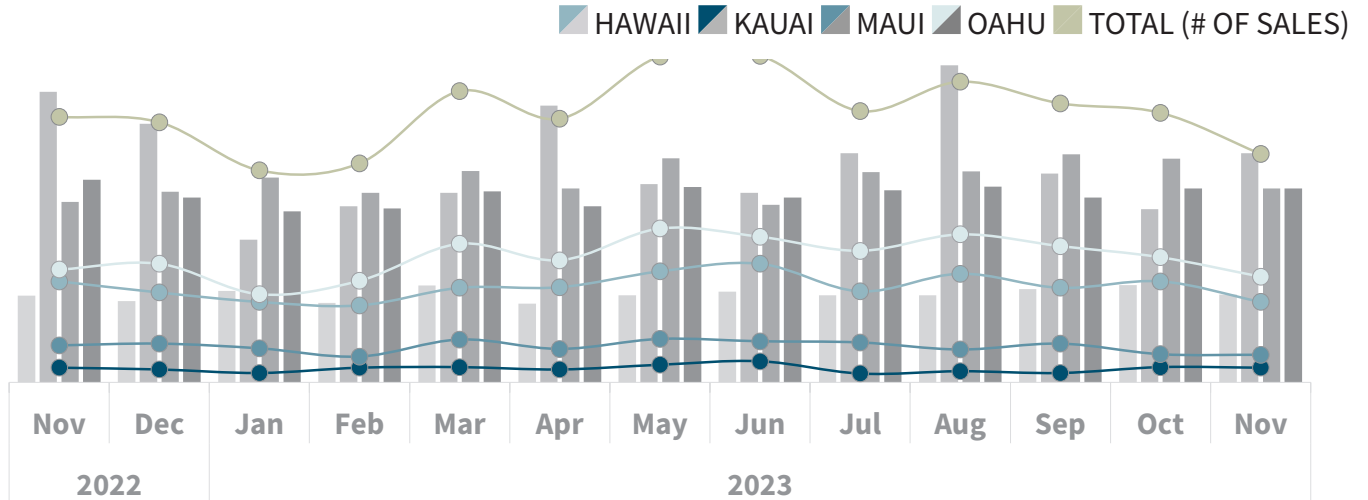


TITLE GUARANTY  
HAWAII

# STATEWIDE HOUSING STATISTICS

NOVEMBER 2023

## SINGLE FAMILY HOMES



### # OF SALES | MEDIAN SALES PRICE (\$)

|             | HAWAII       | KAUAI       | MAUI      | OAHU       | TOTAL<br>(# OF SALES) |
|-------------|--------------|-------------|-----------|------------|-----------------------|
| <b>2022</b> |              |             |           |            |                       |
| Nov         | 172   492.5K | 25   1.7M   | 63   1.0M | 192   1.1M | 452                   |
| Dec         | 153   462.0K | 22   1.5M   | 66   1.1M | 202   1.1M | 443                   |
| <b>2023</b> |              |             |           |            |                       |
| Jan         | 137   520.0K | 16   809.5K | 58   1.2M | 150   1.0M | 361                   |
| Feb         | 131   450.0K | 25   1.0M   | 44   1.1M | 173   1.0M | 373                   |
| Mar         | 161   550.0K | 26   1.1M   | 73   1.2M | 236   1.1M | 496                   |
| Apr         | 162   447.5K | 22   1.6M   | 57   1.1M | 208   1.0M | 449                   |
| May         | 189   495.0K | 30   1.1M   | 74   1.3M | 262   1.1M | 555                   |
| Jun         | 202   515.0K | 36   1.1M   | 70   1.0M | 248   1.1M | 556                   |
| Jul         | 155   495.0K | 15   1.3M   | 68   1.2M | 224   1.1M | 462                   |
| Aug         | 185   495.0K | 19   1.8M   | 56   1.2M | 252   1.1M | 512                   |
| Sep         | 161   530.0K | 16   1.2M   | 66   1.3M | 232   1.1M | 475                   |
| Oct         | 172   552.5K | 26   1.0M   | 48   1.3M | 213   1.1M | 459                   |
| Nov         | 137   499.0K | 25   1.3M   | 47   1.1M | 180   1.1M | 389                   |

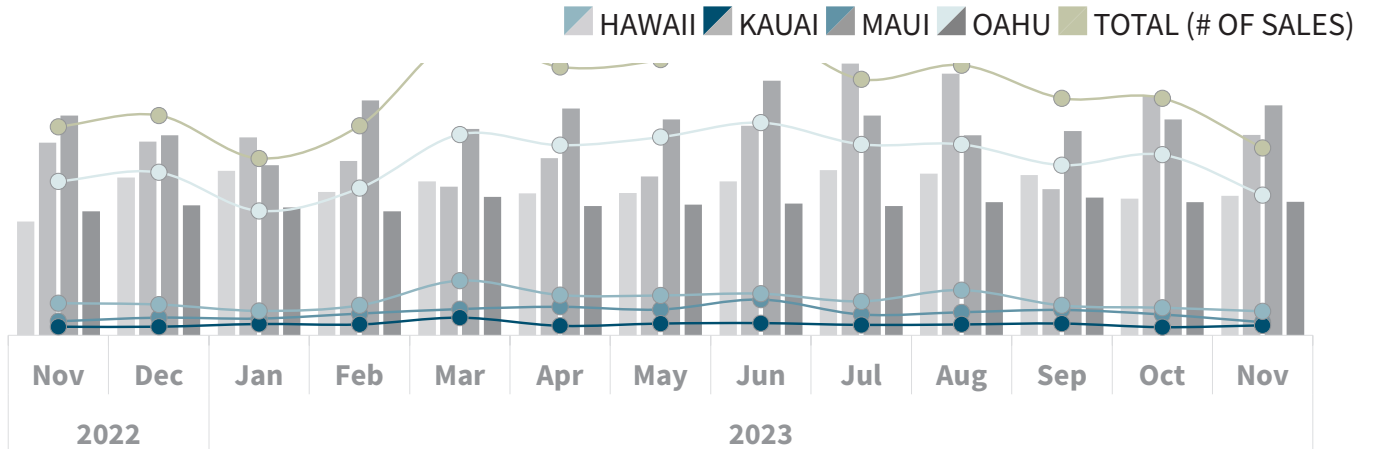


TITLE GUARANTY  
HAWAII

# STATEWIDE HOUSING STATISTICS

NOVEMBER 2023

## CONDOMINIUMS



# OF SALES | MEDIAN SALES PRICE (\$)

|             | HAWAII      | KAUAI       | MAUI         | OAHU         | TOTAL<br>(# OF SALES) |
|-------------|-------------|-------------|--------------|--------------|-----------------------|
| <b>2022</b> |             |             |              |              |                       |
| Nov         | 31   440.0K | 19   745.0K | 71   850.0K  | 340   480.0K | 461                   |
| Dec         | 39   610.0K | 19   749.0K | 68   773.5K  | 360   502.5K | 486                   |
| <b>2023</b> |             |             |              |              |                       |
| Jan         | 37   635.5K | 25   765.0K | 54   657.5K  | 275   495.0K | 391                   |
| Feb         | 48   554.0K | 24   674.5K | 66   0.9M    | 325   480.0K | 463                   |
| Mar         | 58   595.0K | 39   575.0K | 121   797.5K | 444   536.0K | 662                   |
| Apr         | 63   549.0K | 21   685.0K | 89   877.0K  | 420   500.0K | 593                   |
| May         | 57   550.0K | 26   615.0K | 88   835.0K  | 438   505.0K | 609                   |
| Jun         | 79   595.0K | 27   810.0K | 92   1.0M    | 470   510.0K | 668                   |
| Jul         | 46   639.5K | 23   1.2M   | 75   850.0K  | 422   500.0K | 566                   |
| Aug         | 51   625.0K | 24   1.0M   | 100   773.8K | 422   515.0K | 597                   |
| Sep         | 56   620.0K | 26   565.0K | 66   789.5K  | 376   532.5K | 524                   |
| Oct         | 46   528.8K | 18   0.9M   | 61   835.0K  | 399   515.0K | 524                   |
| Nov         | 29   539.0K | 22   775.0K | 53   890.0K  | 310   516.2K | 414                   |

Source: Respective Islands' board of REALTORS® Statistics provided by Title Guaranty. Information deemed reliable but not guaranteed. All rights to these materials are reserved; no reproduction without prior written consent.



TITLE GUARANTY  
HAWAII

# STATEWIDE HOUSING STATISTICS

NOVEMBER 2023

## SINGLE FAMILY HOMES

CURRENT MONTH (VS LAST YEAR)

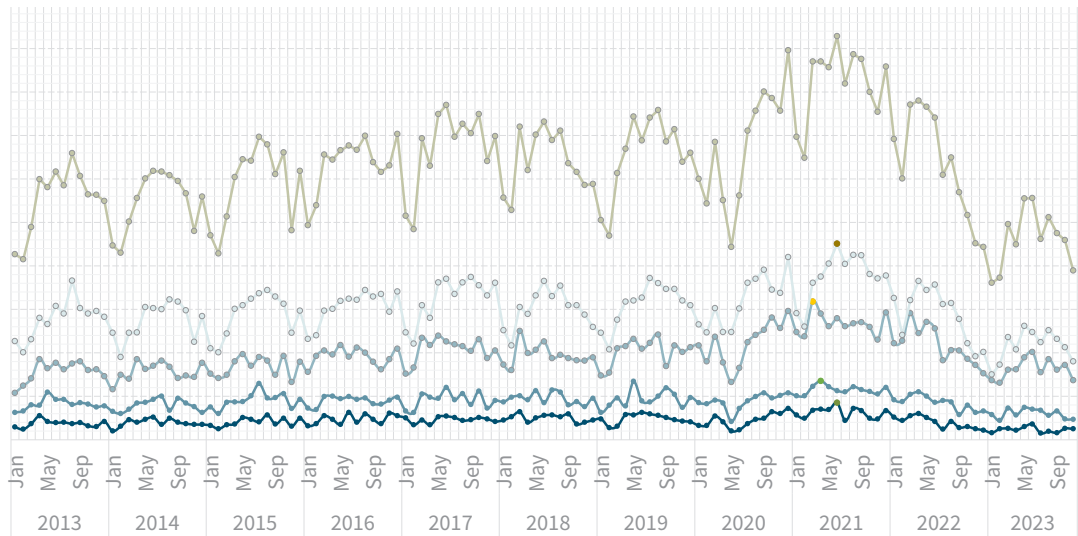
STATEWIDE ↓389

OAHU ↓180

HAWAII ↓137

MAUI ↓47

KAUAI 25



## CONDOMINIUMS

CURRENT MONTH (VS LAST YEAR)

STATEWIDE ↓414

OAHU ↓310

MAUI ↓53

HAWAII ↓29

KAUAI ↑22

