



TITLE GUARANTY  
HAWAII

# STATEWIDE HOUSING STATISTICS

NOVEMBER 2020

## SINGLE FAMILY HOMES

| # OF SALES    | MONTH      |            |               | YTD          |              |              |
|---------------|------------|------------|---------------|--------------|--------------|--------------|
|               | 2020       | 2019       | % CHANGE      | 2020         | 2019         | % CHANGE     |
| <b>Hawaii</b> | 254        | 202        | ▲25.7%        | 2,361        | 2,221        | ▲6.3%        |
| <b>Kauai</b>  | 59         | 43         | ▲37.2%        | 460          | 540          | ▼14.8%       |
| <b>Maui</b>   | 102        | 74         | ▲37.8%        | 950          | 1,023        | ▼7.1%        |
| <b>Oahu</b>   | 338        | 320        | ▲5.6%         | 3,418        | 3,441        | ▼0.7%        |
| <b>Total</b>  | <b>753</b> | <b>639</b> | <b>▲17.8%</b> | <b>7,189</b> | <b>7,225</b> | <b>▼0.5%</b> |

| MEDIAN SALES PRICE | MONTH     |           |          | YTD       |           |          |
|--------------------|-----------|-----------|----------|-----------|-----------|----------|
|                    | 2020      | 2019      | % CHANGE | 2020      | 2019      | % CHANGE |
| <b>Hawaii</b>      | \$458,000 | \$394,500 | ▲16.1%   | \$401,000 | \$379,000 | ▲5.8%    |
| <b>Kauai</b>       | \$769,007 | \$800,000 | ▼3.9%    | \$782,500 | \$655,000 | ▲19.5%   |
| <b>Maui</b>        | \$852,500 | \$729,998 | ▲16.8%   | \$790,000 | \$741,690 | ▲6.5%    |
| <b>Oahu</b>        | \$872,500 | \$794,750 | ▲9.8%    | \$822,000 | \$785,000 | ▲4.7%    |

## CONDOMINIUMS

| # OF SALES    | MONTH      |            |              | YTD          |              |               |
|---------------|------------|------------|--------------|--------------|--------------|---------------|
|               | 2020       | 2019       | % CHANGE     | 2020         | 2019         | % CHANGE      |
| <b>Hawaii</b> | 82         | 54         | ▲51.9%       | 653          | 791          | ▼17.4%        |
| <b>Kauai</b>  | 32         | 27         | ▲18.5%       | 299          | 361          | ▼17.2%        |
| <b>Maui</b>   | 130        | 142        | ▼8.5%        | 1,166        | 1,484        | ▼21.4%        |
| <b>Oahu</b>   | 407        | 434        | ▼6.2%        | 4,192        | 4,980        | ▼15.8%        |
| <b>Total</b>  | <b>651</b> | <b>657</b> | <b>▼0.9%</b> | <b>6,310</b> | <b>7,616</b> | <b>▼17.1%</b> |

| MEDIAN SALES PRICE | MONTH     |           |          | YTD       |           |          |
|--------------------|-----------|-----------|----------|-----------|-----------|----------|
|                    | 2020      | 2019      | % CHANGE | 2020      | 2019      | % CHANGE |
| <b>Hawaii</b>      | \$447,500 | \$372,750 | ▲20.1%   | \$395,000 | \$365,000 | ▲8.2%    |
| <b>Kauai</b>       | \$682,500 | \$565,000 | ▲20.8%   | \$560,000 | \$565,000 | ▼0.9%    |
| <b>Maui</b>        | \$518,520 | \$499,000 | ▲3.9%    | \$560,000 | \$516,500 | ▲8.4%    |
| <b>Oahu</b>        | \$420,000 | \$415,000 | ▲1.2%    | \$430,000 | \$425,000 | ▲1.2%    |

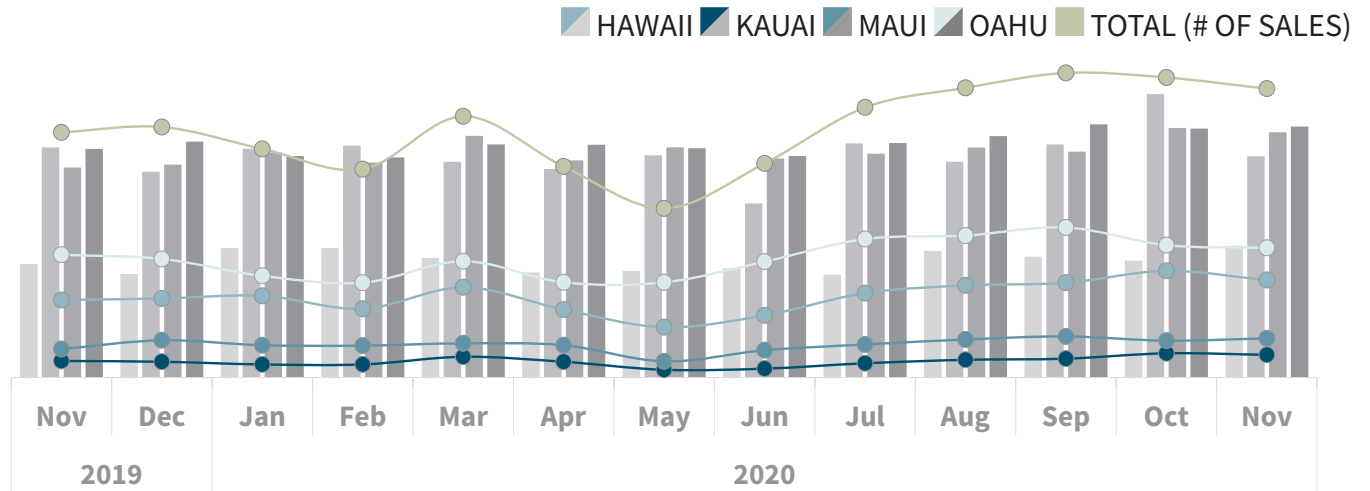


TITLE GUARANTY  
HAWAII

# STATEWIDE HOUSING STATISTICS

NOVEMBER 2020

## SINGLE FAMILY HOMES



### # OF SALES | MEDIAN SALES PRICE (\$)

|             | HAWAII       | KAUAI       | MAUI         | OAHU         | TOTAL<br>(# OF SALES) |
|-------------|--------------|-------------|--------------|--------------|-----------------------|
| <b>2019</b> |              |             |              |              |                       |
| Nov         | 202   394.5K | 43   800.0K | 74   730.0K  | 320   794.8K | 639                   |
| Dec         | 206   359.9K | 41   715.0K | 97   740.0K  | 309   820.0K | 653                   |
| <b>2020</b> |              |             |              |              |                       |
| Jan         | 213   450.0K | 34   795.0K | 84   782.4K  | 265   770.0K | 596                   |
| Feb         | 179   450.0K | 34   806.3K | 83   747.2K  | 247   765.0K | 543                   |
| Mar         | 235   415.0K | 54   750.0K | 89   840.0K  | 303   810.0K | 681                   |
| Apr         | 177   365.0K | 41   725.0K | 84   754.5K  | 248   809.0K | 550                   |
| May         | 131   370.0K | 20   772.5K | 42   800.0K  | 248   797.0K | 441                   |
| Jun         | 162   379.5K | 23   605.0K | 71   761.5K  | 302   770.0K | 558                   |
| Jul         | 220   357.0K | 37   813.8K | 86   777.6K  | 361   815.0K | 704                   |
| Aug         | 240   440.0K | 46   750.0K | 99   799.0K  | 370   839.0K | 755                   |
| Sep         | 247   420.0K | 49   810.0K | 107   785.0K | 391   880.0K | 794                   |
| Oct         | 278   406.3K | 63   1.0M   | 96   867.5K  | 345   865.0K | 782                   |
| Nov         | 254   458.0K | 59   769.0K | 102   852.5K | 338   872.5K | 753                   |

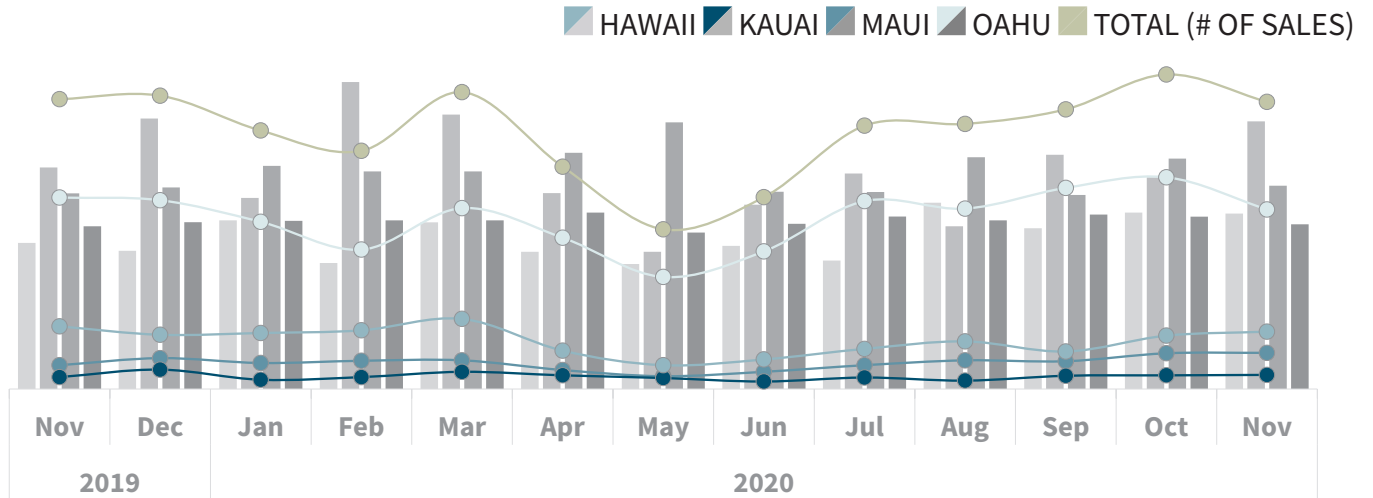


TITLE GUARANTY  
HAWAII

# STATEWIDE HOUSING STATISTICS

NOVEMBER 2020

## CONDOMINIUMS



# OF SALES | MEDIAN SALES PRICE (\$)

|             | HAWAII      | KAUAI       | MAUI         | OAHU         | TOTAL<br>(# OF SALES) |
|-------------|-------------|-------------|--------------|--------------|-----------------------|
| <b>2019</b> |             |             |              |              |                       |
| Nov         | 54   372.8K | 27   565.0K | 142   499.0K | 434   415.0K | 657                   |
| Dec         | 70   352.5K | 44   689.8K | 123   514.1K | 428   425.5K | 665                   |
| <b>2020</b> |             |             |              |              |                       |
| Jan         | 59   430.0K | 21   487.5K | 127   569.0K | 379   429.0K | 586                   |
| Feb         | 64   321.5K | 27   783.0K | 133   555.0K | 316   430.0K | 540                   |
| Mar         | 65   425.0K | 39   700.0K | 159   555.0K | 410   430.0K | 673                   |
| Apr         | 43   349.9K | 31   499.5K | 87   602.5K  | 343   450.0K | 504                   |
| May         | 29   319.0K | 25   350.0K | 54   680.0K  | 254   399.0K | 362                   |
| Jun         | 39   365.0K | 17   470.0K | 67   503.0K  | 312   421.5K | 435                   |
| Jul         | 54   327.5K | 26   549.5K | 91   502.5K  | 426   440.0K | 597                   |
| Aug         | 65   475.0K | 19   415.0K | 108   591.0K | 409   430.0K | 601                   |
| Sep         | 63   410.0K | 30   597.5K | 85   495.0K  | 456   445.0K | 634                   |
| Oct         | 81   450.0K | 31   540.0K | 121   587.8K | 480   439.5K | 713                   |
| Nov         | 82   447.5K | 32   682.5K | 130   518.5K | 407   420.0K | 651                   |

Source: Respective Islands' board of REALTORS® Statistics provided by Title Guaranty. Information deemed reliable but not guaranteed. All rights to these materials are reserved; no reproduction without prior written consent.



TITLE GUARANTY  
HAWAII

# STATEWIDE HOUSING STATISTICS

NOVEMBER 2020

## SINGLE FAMILY HOMES

CURRENT MONTH (VS LAST YEAR)

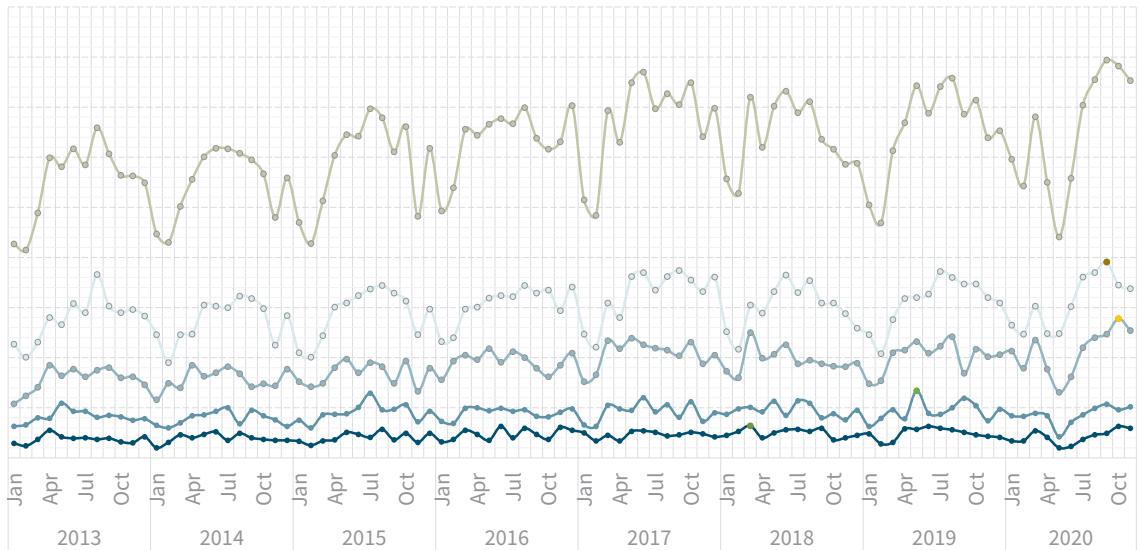
STATEWIDE ↑753

OAHU ↑338

HAWAII ↑254

MAUI ↑102

KAUAI ↑59



## CONDOMINIUMS

CURRENT MONTH (VS LAST YEAR)

STATEWIDE ↓651

OAHU ↓407

MAUI ↓130

HAWAII ↑82

KAUAI ↑32

