



TITLE GUARANTY
HAWAII

STATEWIDE HOUSING STATISTICS

OCTOBER 2022

SINGLE FAMILY HOMES

| # OF SALES | MONTH | | | YTD | | |
|---------------|------------|------------|---------------|--------------|--------------|---------------|
| | 2022 | 2021 | % CHANGE | 2022 | 2021 | % CHANGE |
| <i>Hawaii</i> | 183 | 259 | ▼29.3% | 2,282 | 2,692 | ▼15.2% |
| <i>Kauai</i> | 29 | 49 | ▼40.8% | 427 | 630 | ▼32.2% |
| <i>Maui</i> | 76 | 111 | ▼31.5% | 890 | 1,153 | ▼22.8% |
| <i>Oahu</i> | 222 | 381 | ▼41.7% | 3,080 | 3,777 | ▼18.5% |
| Total | 510 | 800 | ▼36.3% | 6,679 | 8,252 | ▼19.1% |

| MEDIAN SALES PRICE | MONTH | | | YTD | | |
|--------------------|-------------|-------------|----------|-------------|-------------|----------|
| | 2022 | 2021 | % CHANGE | 2022 | 2021 | % CHANGE |
| <i>Hawaii</i> | \$509,000 | \$480,000 | ▲6.0% | \$500,000 | \$471,250 | ▲6.1% |
| <i>Kauai</i> | \$995,000 | \$1,000,000 | ▼0.5% | \$1,150,000 | \$1,055,750 | ▲8.9% |
| <i>Maui</i> | \$1,056,000 | \$930,000 | ▲13.5% | \$1,125,000 | \$982,000 | ▲14.6% |
| <i>Oahu</i> | \$1,050,000 | \$1,000,000 | ▲5.0% | \$1,106,000 | \$975,000 | ▲13.4% |

CONDOMINIUMS

| # OF SALES | MONTH | | | YTD | | |
|---------------|------------|------------|---------------|--------------|--------------|---------------|
| | 2022 | 2021 | % CHANGE | 2022 | 2021 | % CHANGE |
| <i>Hawaii</i> | 39 | 76 | ▼48.7% | 723 | 1,019 | ▼29.0% |
| <i>Kauai</i> | 34 | 41 | ▼17.1% | 384 | 536 | ▼28.4% |
| <i>Maui</i> | 89 | 134 | ▼33.6% | 1,380 | 1,987 | ▼30.5% |
| <i>Oahu</i> | 435 | 611 | ▼28.8% | 5,653 | 6,009 | ▼5.9% |
| Total | 597 | 862 | ▼30.7% | 8,140 | 9,551 | ▼14.8% |

| MEDIAN SALES PRICE | MONTH | | | YTD | | |
|--------------------|-----------|-----------|----------|-----------|-----------|----------|
| | 2022 | 2021 | % CHANGE | 2022 | 2021 | % CHANGE |
| <i>Hawaii</i> | \$510,000 | \$555,000 | ▼8.1% | \$575,000 | \$480,000 | ▲19.8% |
| <i>Kauai</i> | \$764,950 | \$729,000 | ▲4.9% | \$712,500 | \$610,000 | ▲16.8% |
| <i>Maui</i> | \$800,000 | \$672,500 | ▲19.0% | \$771,250 | \$650,000 | ▲18.7% |
| <i>Oahu</i> | \$520,000 | \$500,000 | ▲4.0% | \$510,000 | \$470,000 | ▲8.5% |

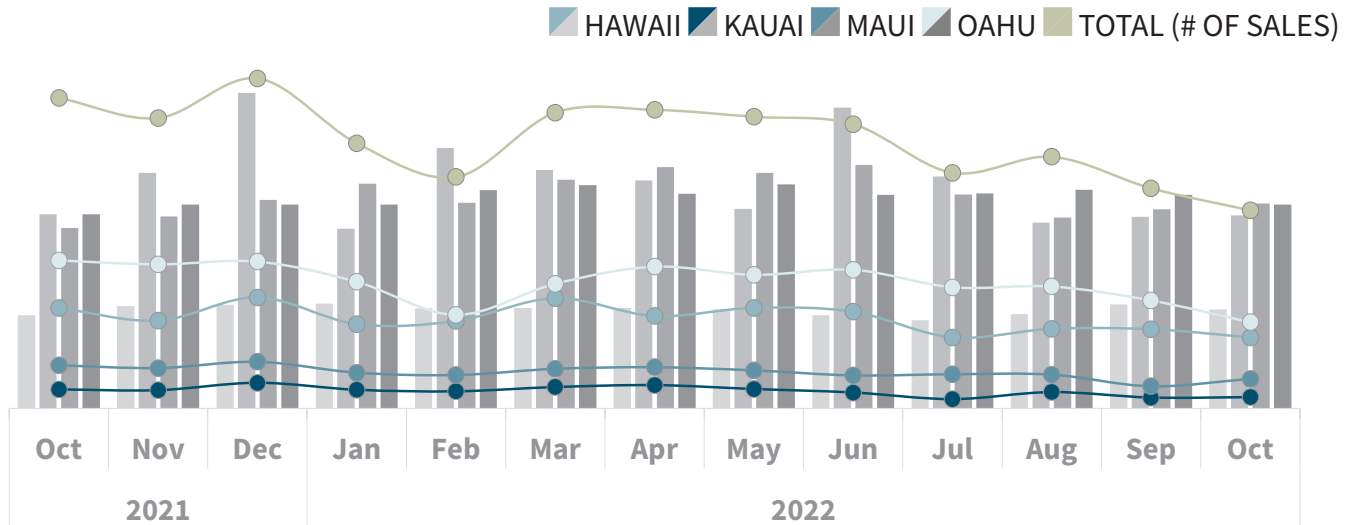


TITLE GUARANTY
HAWAII

STATEWIDE HOUSING STATISTICS

OCTOBER 2022

SINGLE FAMILY HOMES



OF SALES | MEDIAN SALES PRICE (\$)

| | HAWAII | KAUAI | MAUI | OAHU | TOTAL (# OF SALES) |
|-------------|--------------|-----------|------------|------------|-----------------------|
| 2021 | | | | | |
| Oct | 259 480.0K | 49 1.0M | 111 0.9M | 381 1.0M | 800 |
| Nov | 226 526.5K | 47 1.2M | 104 1.0M | 371 1.1M | 748 |
| Dec | 286 534.0K | 66 1.6M | 120 1.1M | 378 1.1M | 850 |
| 2022 | | | | | |
| Jan | 217 540.0K | 48 0.9M | 92 1.2M | 326 1.1M | 683 |
| Feb | 225 515.0K | 44 1.3M | 86 1.1M | 241 1.1M | 596 |
| Mar | 284 517.5K | 55 1.2M | 102 1.2M | 321 1.2M | 762 |
| Apr | 238 517.0K | 60 1.2M | 106 1.2M | 365 1.1M | 769 |
| May | 259 510.0K | 50 1.0M | 98 1.2M | 344 1.2M | 751 |
| Jun | 249 480.0K | 41 1.6M | 85 1.3M | 357 1.1M | 732 |
| Jul | 183 455.0K | 24 1.2M | 88 1.1M | 312 1.1M | 607 |
| Aug | 205 485.0K | 42 1.0M | 87 1.0M | 314 1.1M | 648 |
| Sep | 204 535.0K | 28 1.0M | 57 1.0M | 278 1.1M | 567 |
| Oct | 183 509.0K | 29 1.0M | 76 1.1M | 222 1.1M | 510 |

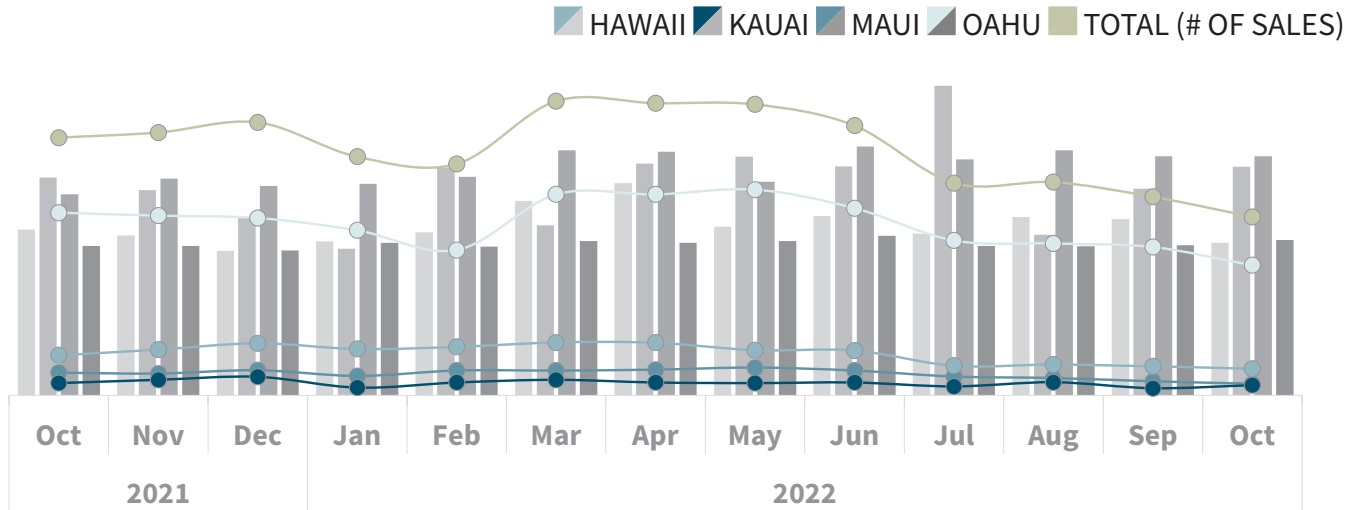


TITLE GUARANTY
HAWAII

STATEWIDE HOUSING STATISTICS

OCTOBER 2022

CONDOMINIUMS



OF SALES | MEDIAN SALES PRICE (\$)

| | HAWAII | KAUAI | MAUI | OAHU | TOTAL (# OF SALES) |
|-------------|-------------|-------------|--------------|--------------|-----------------------|
| 2021 | | | | | |
| Oct | 76 555.0K | 41 729.0K | 134 672.5K | 611 500.0K | 862 |
| Nov | 73 535.0K | 52 686.8K | 153 725.0K | 601 500.0K | 879 |
| Dec | 84 483.5K | 62 597.0K | 174 700.0K | 593 485.0K | 913 |
| 2022 | | | | | |
| Jan | 65 515.0K | 26 490.0K | 155 707.5K | 552 510.0K | 798 |
| Feb | 83 545.0K | 43 762.5K | 162 730.5K | 486 497.0K | 774 |
| Mar | 83 650.0K | 52 568.8K | 177 820.0K | 672 515.5K | 984 |
| Apr | 86 710.0K | 43 775.0K | 176 815.0K | 672 510.0K | 977 |
| May | 93 563.5K | 41 799.0K | 151 715.0K | 688 516.5K | 973 |
| Jun | 83 599.9K | 43 766.0K | 150 832.5K | 626 534.0K | 902 |
| Jul | 63 540.0K | 30 1.0M | 99 789.5K | 518 500.0K | 710 |
| Aug | 58 597.0K | 44 537.0K | 103 820.0K | 508 498.5K | 713 |
| Sep | 47 590.0K | 24 691.0K | 97 800.0K | 496 502.5K | 664 |
| Oct | 39 510.0K | 34 765.0K | 89 800.0K | 435 520.0K | 597 |



TITLE GUARANTY
HAWAII

STATEWIDE HOUSING STATISTICS

OCTOBER 2022

SINGLE FAMILY HOMES

CURRENT MONTH (VS LAST YEAR)

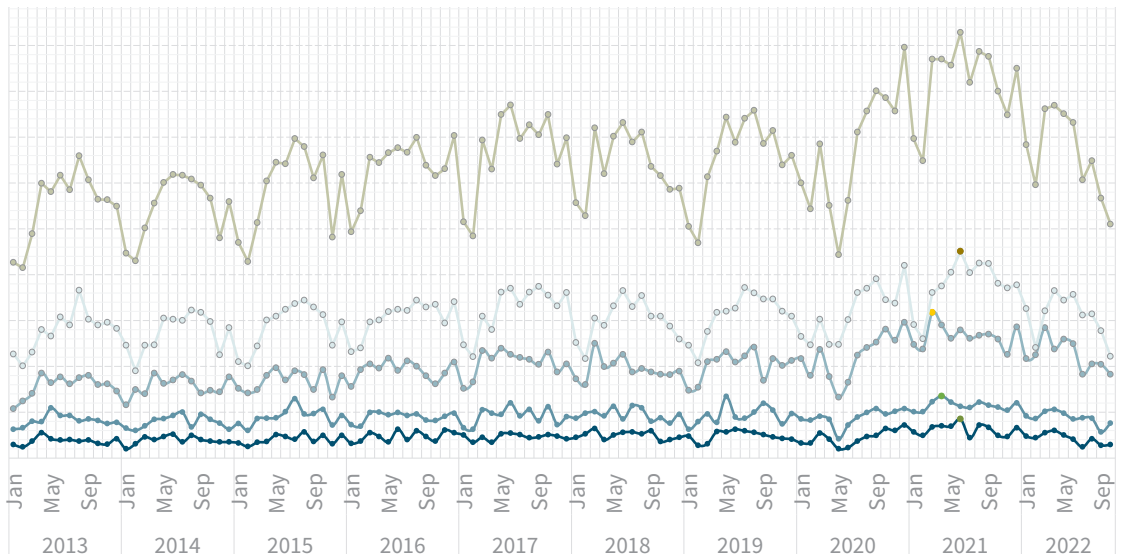
STATEWIDE ↓510

OAHU ↓222

HAWAII ↓183

MAUI ↓76

KAUAI ↓29



CONDOMINIUMS

CURRENT MONTH (VS LAST YEAR)

STATEWIDE ↓597

OAHU ↓435

MAUI ↓89

HAWAII ↓39

KAUAI ↓34

