



TITLE GUARANTY  
HAWAII

# STATEWIDE HOUSING STATISTICS

OCTOBER 2021

## SINGLE FAMILY HOMES

# OF SALES	MONTH			YTD		
	2021	2020	% CHANGE	2021	2020	% CHANGE
<b>Hawaii</b>	256	281	▼8.9%	2,685	2,109	▲27.3%
<b>Kauai</b>	49	64	▼23.4%	628	401	▲56.6%
<b>Maui</b>	110	96	▲14.6%	1,152	849	▲35.7%
<b>Oahu</b>	381	345	▲10.4%	3,777	3,080	▲22.6%
<b>Total</b>	<b>796</b>	<b>786</b>	<b>▲1.3%</b>	<b>8,242</b>	<b>6,439</b>	<b>▲28.0%</b>

MEDIAN SALES PRICE	MONTH			YTD		
	2021	2020	% CHANGE	2021	2020	% CHANGE
<b>Hawaii</b>	\$480,000	\$402,500	▲19.3%	\$473,000	\$398,000	▲18.8%
<b>Kauai</b>	\$1,000,000	\$976,250	▲2.4%	\$1,055,750	\$785,000	▲34.5%
<b>Maui</b>	\$932,500	\$867,500	▲7.5%	\$983,500	\$785,563	▲25.2%
<b>Oahu</b>	\$1,000,000	\$865,000	▲15.6%	\$975,000	\$818,500	▲19.1%

## CONDOMINIUMS

# OF SALES	MONTH			YTD		
	2021	2020	% CHANGE	2021	2020	% CHANGE
<b>Hawaii</b>	76	81	▼6.2%	1,018	572	▲78.0%
<b>Kauai</b>	41	31	▲32.3%	536	266	▲101.5%
<b>Maui</b>	132	122	▲8.2%	1,985	1,050	▲89.0%
<b>Oahu</b>	611	480	▲27.3%	6,009	3,785	▲58.8%
<b>Total</b>	<b>860</b>	<b>714</b>	<b>▲20.4%</b>	<b>9,548</b>	<b>5,673</b>	<b>▲68.3%</b>

MEDIAN SALES PRICE	MONTH			YTD		
	2021	2020	% CHANGE	2021	2020	% CHANGE
<b>Hawaii</b>	\$555,000	\$450,000	▲23.3%	\$480,000	\$390,000	▲23.1%
<b>Kauai</b>	\$729,000	\$540,000	▲35.0%	\$610,000	\$549,250	▲11.1%
<b>Maui</b>	\$672,500	\$593,900	▲13.2%	\$650,000	\$569,500	▲14.1%
<b>Oahu</b>	\$500,000	\$439,500	▲13.8%	\$470,000	\$432,750	▲8.6%

Source: Respective Islands' board of REALTORS® Statistics provided by Title Guaranty. Information deemed reliable but not guaranteed. All rights to these materials are reserved; no reproduction without prior written consent.

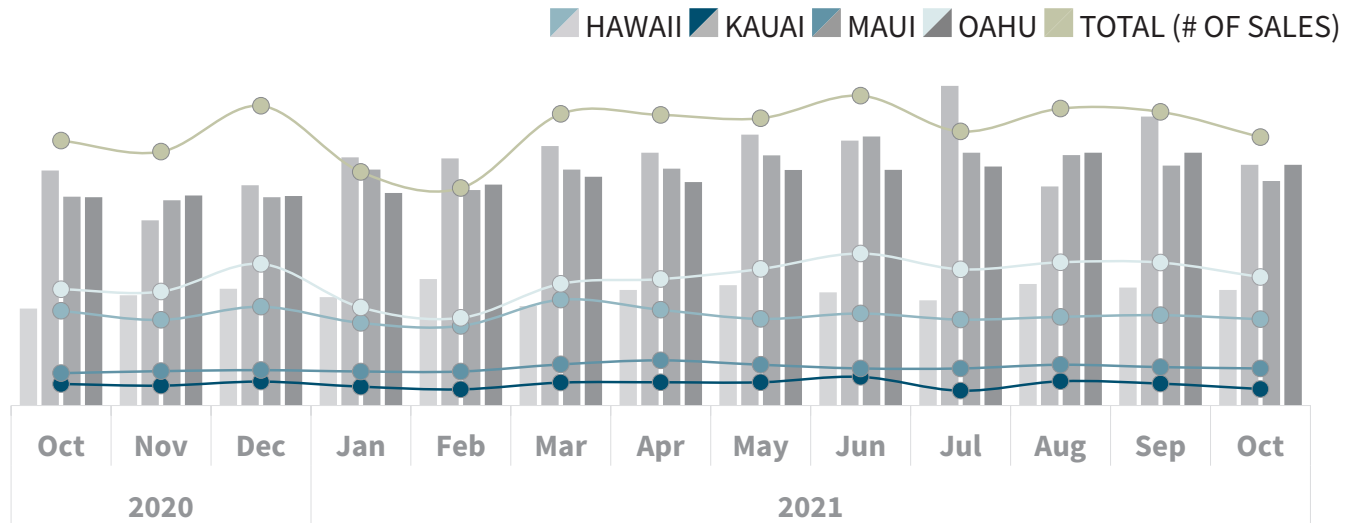


TITLE GUARANTY  
HAWAII

# STATEWIDE HOUSING STATISTICS

OCTOBER 2021

## SINGLE FAMILY HOMES



# OF SALES | MEDIAN SALES PRICE (\$)

	HAWAII	KAUAI	MAUI	OAHU	TOTAL (# OF SALES)
<b>2020</b>					
Oct	281   402.5K	64   1.0M	96   867.5K	345   865.0K	786
Nov	254   458.0K	59   769.0K	102   852.5K	338   872.5K	753
Dec	293   485.0K	71   0.9M	105   865.0K	420   870.0K	889
<b>2021</b>					
Jan	245   450.0K	56   1.0M	101   1.0M	291   883.0K	693
Feb	236   525.0K	48   1.0M	101   895.0K	260   0.9M	645
Mar	314   413.0K	68   1.1M	122   1.0M	361   1.0M	865
Apr	284   480.0K	69   1.1M	134   1.0M	375   0.9M	862
May	257   500.0K	69   1.1M	121   1.0M	405   1.0M	852
Jun	273   470.0K	85   1.1M	110   1.1M	451   1.0M	919
Jul	255   437.0K	44   1.3M	110   1.1M	404   1.0M	813
Aug	263   505.0K	72   0.9M	121   1.0M	425   1.1M	881
Sep	268   490.0K	65   1.2M	114   1.0M	424   1.1M	871
Oct	256   480.0K	49   1.0M	110   0.9M	381   1.0M	796

Source: Respective Islands' board of REALTORS® Statistics provided by Title Guaranty. Information deemed reliable but not guaranteed. All rights to these materials are reserved; no reproduction without prior written consent.

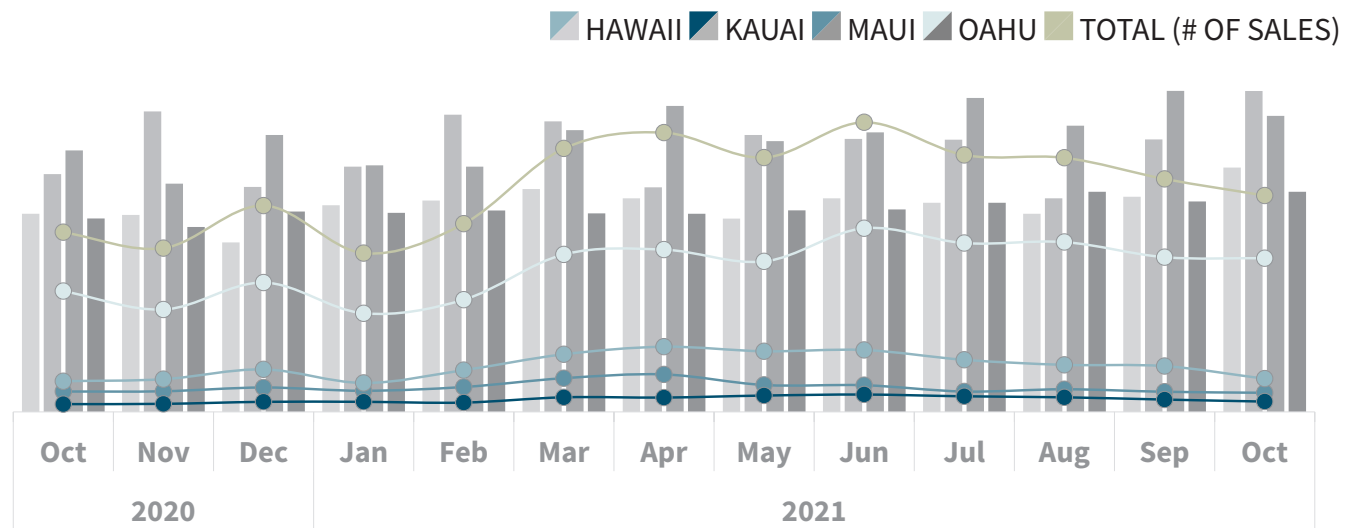


TITLE GUARANTY  
HAWAII

# STATEWIDE HOUSING STATISTICS

OCTOBER 2021

## CONDOMINIUMS



# OF SALES | MEDIAN SALES PRICE (\$)

	HAWAII	KAUAI	MAUI	OAHU	TOTAL (# OF SALES)
<b>2020</b>					
Oct	81   450.0K	31   540.0K	122   593.9K	480   439.5K	714
Nov	82   447.5K	32   682.5K	130   518.5K	407   420.0K	651
Dec	97   385.0K	40   511.0K	169   629.0K	514   455.0K	820
<b>2021</b>					
Jan	84   469.5K	40   557.0K	115   560.0K	392   452.0K	631
Feb	99   480.0K	37   675.0K	166   557.0K	446   457.5K	748
Mar	134   506.3K	58   660.0K	229   640.0K	626   451.0K	1,047
Apr	149   485.0K	57   510.0K	259   695.0K	645   450.0K	1,110
May	107   439.0K	65   629.0K	241   615.0K	598   457.8K	1,011
Jun	106   485.0K	69   620.0K	246   635.0K	730   460.0K	1,151
Jul	81   475.0K	62   618.4K	207   713.0K	671   475.0K	1,021
Aug	90   450.0K	58   485.0K	187   650.0K	675   500.0K	1,010
Sep	80   488.8K	49   619.0K	182   729.1K	615   478.0K	926
Oct	76   555.0K	41   729.0K	132   672.5K	611   500.0K	860

Source: Respective Islands' board of REALTORS® Statistics provided by Title Guaranty. Information deemed reliable but not guaranteed. All rights to these materials are reserved; no reproduction without prior written consent.



TITLE GUARANTY  
HAWAII

# STATEWIDE HOUSING STATISTICS

OCTOBER 2021

## SINGLE FAMILY HOMES

CURRENT MONTH (VS LAST YEAR)

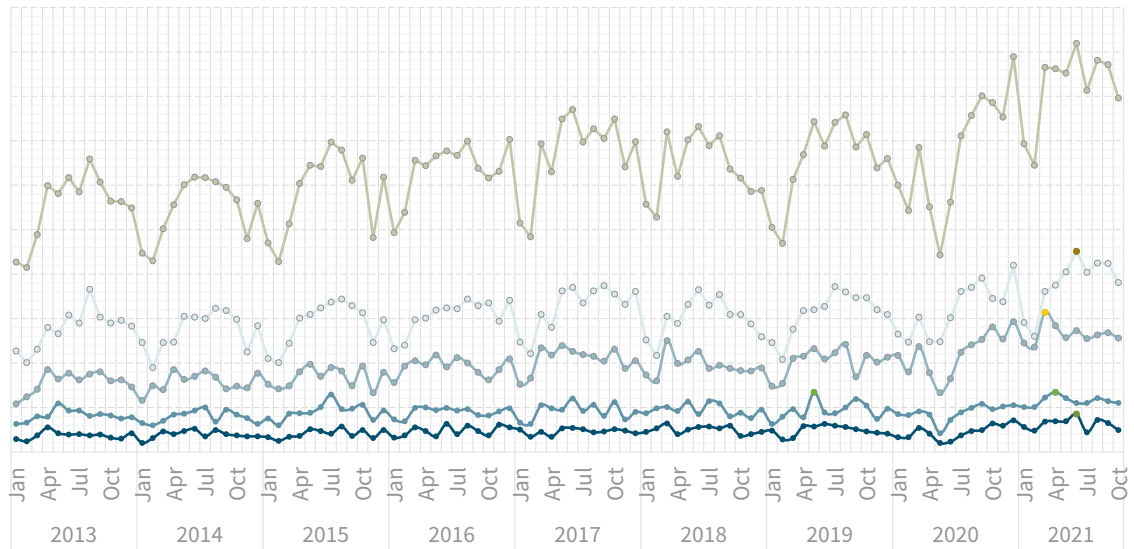
STATEWIDE **↑796**

OAHU **↑381**

HAWAII **↓256**

MAUI **↑110**

KAUAI **↓49**



## CONDOMINIUMS

CURRENT MONTH (VS LAST YEAR)

STATEWIDE **↑860**

OAHU **↑611**

MAUI **↑132**

HAWAII **↓76**

KAUAI **↑41**

