

STATEWIDE HOUSING STATISTICS

OCTOBER 2019

Compliments of Title Guaranty

SINGLE FAMILY HOMES

# of Sales	Month			Y-T-D		
	2019	2018	% Change	2019	2018	% Change
Hawaii	215	183	▲17.5%	2,016	1,971	▲2.3%
Kauai	44	36	▲22.2%	494	513	▼3.7%
Maui	104	88	▲18.2%	948	968	▼2.1%
Oahu	347	309	▲12.3%	3,121	3,062	▲1.9%
Total	710	616	▲15.3%	6,579	6,514	▲1.0%

Median Sales Price	Month			Y-T-D		
	2019	2018	% Change	2019	2018	% Change
Hawaii	\$350,000	\$335,000	▲4.5%	\$375,000	\$355,000	▲5.6%
Kauai	\$680,500	\$745,000	▼8.7%	\$649,500	\$700,007	▼7.2%
Maui	\$732,000	\$774,223	▼5.5%	\$745,000	\$705,000	▲5.7%
Oahu	\$780,000	\$800,000	▼2.5%	\$785,000	\$790,000	▼0.6%

CONDOMINIUMS

# of Sales	Month			Y-T-D		
	2019	2018	% Change	2019	2018	% Change
Hawaii	77	69	▲11.6%	735	704	▲4.4%
Kauai	45	35	▲28.6%	334	405	▼17.5%
Maui	132	134	▼1.5%	1,340	1,415	▼5.3%
Oahu	472	443	▲6.5%	4,546	4,810	▼5.5%
Total	726	681	▲6.6%	6,955	7,334	▼5.2%

Median Sales Price	Month			Y-T-D		
	2019	2018	% Change	2019	2018	% Change
Hawaii	\$359,000	\$323,000	▲11.1%	\$362,000	\$350,000	▲3.4%
Kauai	\$559,000	\$450,000	▲24.2%	\$565,000	\$450,000	▲25.6%
Maui	\$515,800	\$500,000	▲3.2%	\$518,000	\$499,000	▲3.8%
Oahu	\$441,000	\$390,000	▲13.1%	\$428,000	\$425,000	▲0.7%

Source: Respective Islands' board of REALTORS®

Statistics provided by Title Guaranty. Information deemed reliable but not guaranteed. All rights to these materials are reserved; no reproduction without prior written consent.



TITLE GUARANTY
SERVING HAWAI'I SINCE 1896

*Title and Escrow is our business.
Hawaii is our home.*

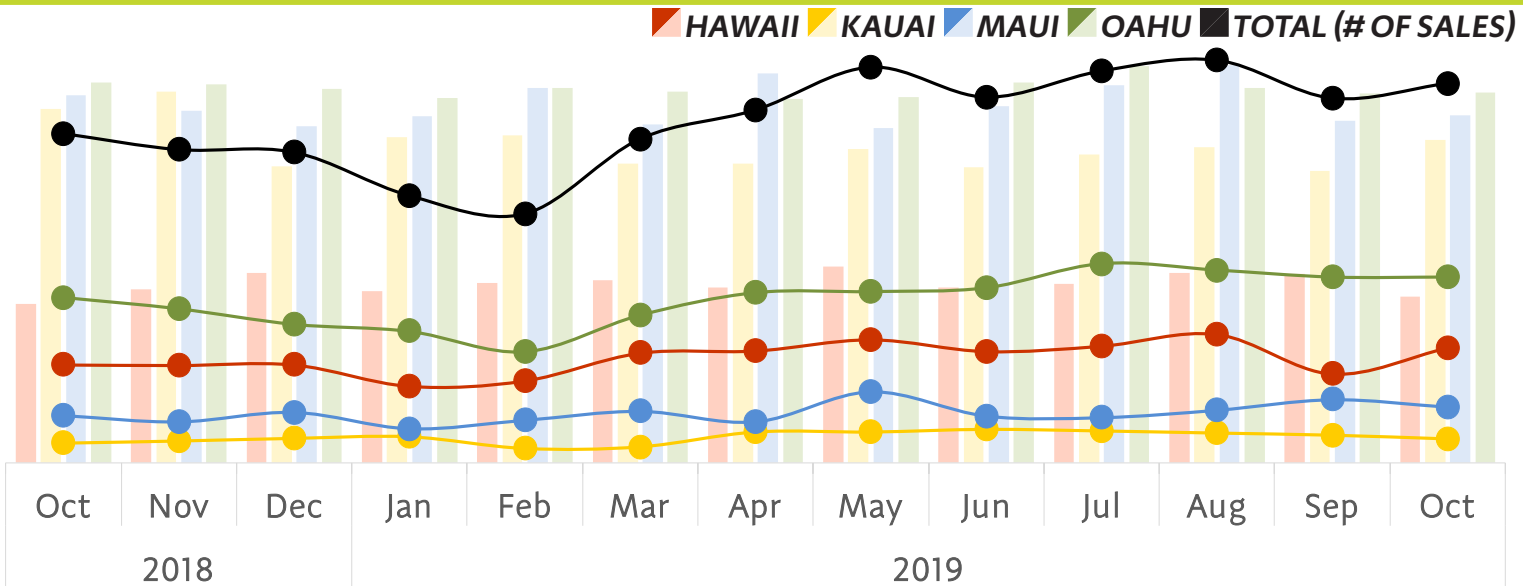
Call: (808) 521-0211 or Visit: TGHawaii.com

STATEWIDE HOUSING STATISTICS

OCTOBER 2019

Compliments of Title Guaranty

SINGLE FAMILY HOMES



# OF SALES MEDIAN SALES PRICE (\$)	Hawaii	Kauai	Maui	Oahu	Total (# of Sales)
--------------------------------------	--------	-------	------	------	--------------------

2018					
Oct	183 \$335.0K	36 \$745.0K	88 \$774.2K	309 \$800.0K	616
Nov	182 \$364.9K	40 \$782.5K	76 \$740.4K	288 \$797.0K	586
Dec	183 \$399.0K	45 \$625.0K	94 \$708.8K	259 \$788.0K	581
2019					
Jan	143 \$361.3K	48 \$685.8K	63 \$730.0K	246 \$767.5K	500
Feb	153 \$379.0K	26 \$689.0K	79 \$790.0K	208 \$789.0K	466
Mar	205 \$383.9K	29 \$629.9K	96 \$712.7K	276 \$782.5K	606
Apr	209 \$369.0K	57 \$630.0K	76 \$819.5K	318 \$766.8K	660
May	230 \$413.0K	57 \$660.0K	133 \$705.0K	320 \$770.0K	740
Jun	208 \$369.0K	62 \$622.5K	87 \$750.0K	327 \$800.0K	684
Jul	218 \$377.0K	59 \$650.0K	84 \$794.5K	372 \$835.0K	733
Aug	240 \$400.0K	55 \$665.0K	98 \$837.5K	360 \$790.0K	753
Sep	166 \$397.0K	51 \$615.0K	118 \$719.7K	347 \$777.0K	682
Oct	215 \$350.0K	44 \$680.5K	104 \$732.0K	347 \$780.0K	710

Source: Respective Islands' board of REALTORS®

Statistics provided by Title Guaranty. Information deemed reliable but not guaranteed. All rights to these materials are reserved; no reproduction without prior written consent.



TITLE GUARANTY
SERVING HAWAI'I SINCE 1896

*Title and Escrow is our business.
Hawaii is our home.*

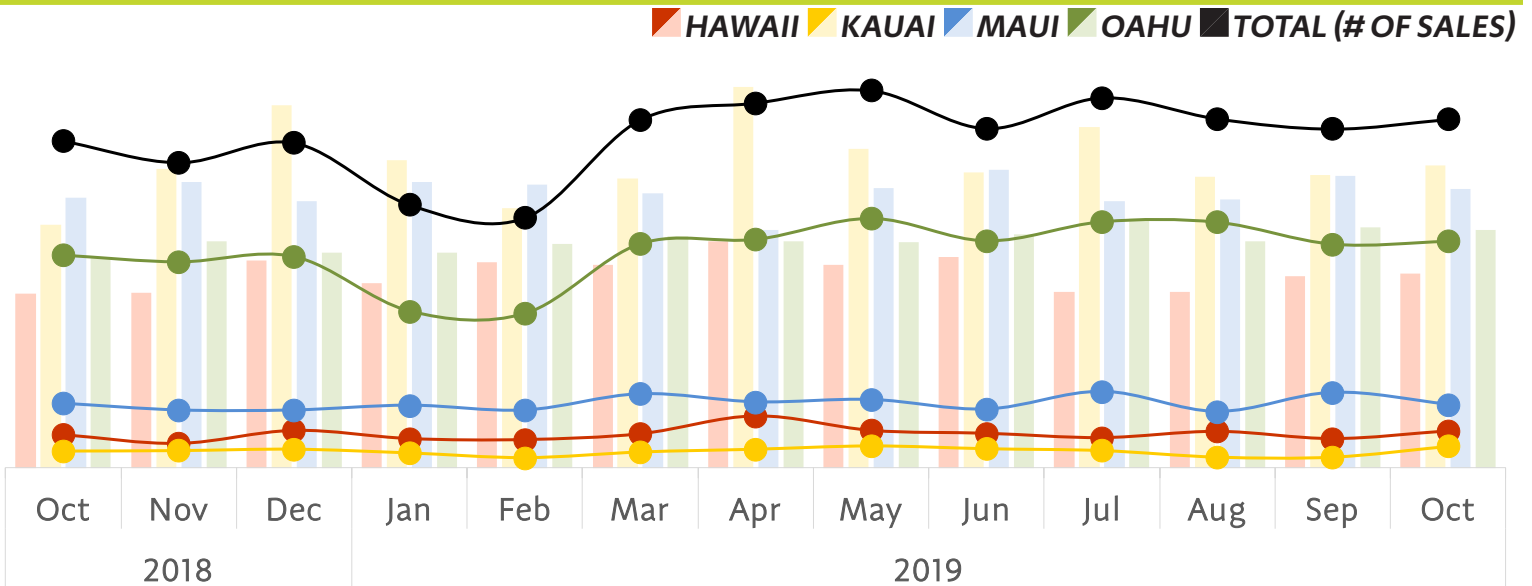
Call: (808) 521-0211 or Visit: TGHawaii.com

STATEWIDE HOUSING STATISTICS

OCTOBER 2019

Compliments of Title Guaranty

CONDOMINIUMS



# OF SALES MEDIAN SALES PRICE (\$)	Hawaii	Kauai	Maui	Oahu	Total (# of Sales)
--------------------------------------	--------	-------	------	------	--------------------

2018					
Oct	69 \$323.0K	35 \$450.0K	134 \$500.0K	443 \$390.0K	681
Nov	51 \$324.0K	36 \$552.5K	120 \$528.7K	429 \$420.0K	636
Dec	78 \$384.0K	39 \$671.7K	120 \$493.5K	440 \$398.5K	677
2019					
Jan	61 \$341.5K	31 \$570.0K	130 \$528.5K	326 \$399.0K	548
Feb	59 \$380.0K	21 \$480.0K	120 \$524.5K	321 \$415.0K	521
Mar	71 \$375.0K	33 \$535.0K	154 \$508.5K	467 \$429.0K	725
Apr	108 \$418.5K	39 \$705.0K	137 \$440.0K	476 \$419.0K	760
May	78 \$375.0K	46 \$591.0K	142 \$518.5K	520 \$417.5K	786
Jun	72 \$389.8K	40 \$546.5K	122 \$552.0K	473 \$432.5K	707
Jul	63 \$325.0K	36 \$630.0K	159 \$493.0K	513 \$461.5K	771
Aug	76 \$325.0K	22 \$538.8K	117 \$497.0K	512 \$419.5K	727
Sep	61 \$354.5K	22 \$542.0K	157 \$540.0K	466 \$445.0K	706
Oct	77 \$359.0K	45 \$559.0K	132 \$515.8K	472 \$441.0K	726

Source: Respective Islands' board of REALTORS®

Statistics provided by Title Guaranty. Information deemed reliable but not guaranteed. All rights to these materials are reserved; no reproduction without prior written consent.



TITLE GUARANTY
SERVING HAWAI'I SINCE 1896

*Title and Escrow is our business.
Hawaii is our home.*

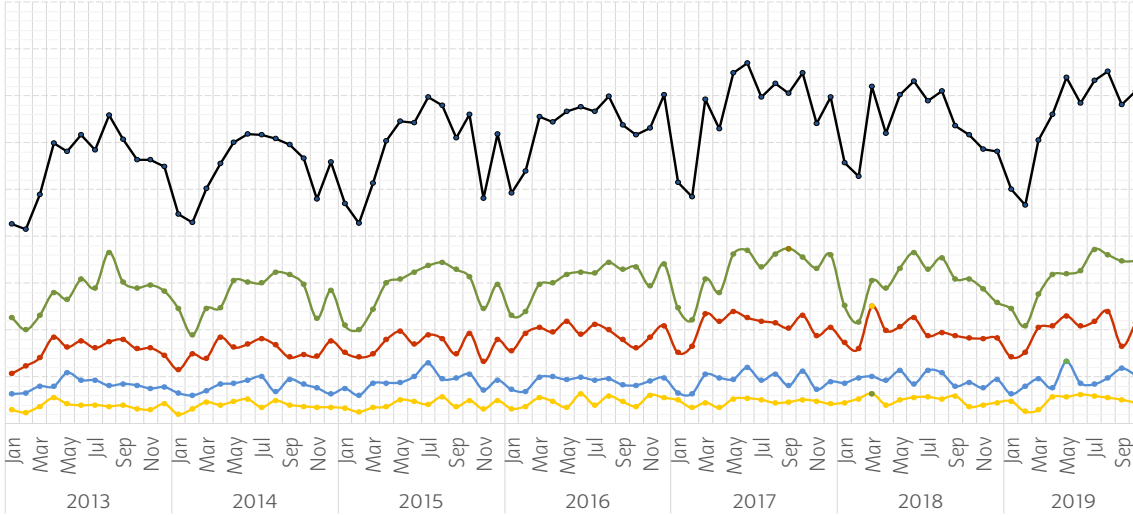
Call: (808) 521-0211 or Visit: TGHawaii.com

STATEWIDE HOUSING STATISTICS

OCTOBER 2019

Compliments of Title Guaranty

SINGLE FAMILY HOMES



CURRENT MONTH
(VS LAST YEAR)

STATEWIDE ↑726

OAHU ↑472

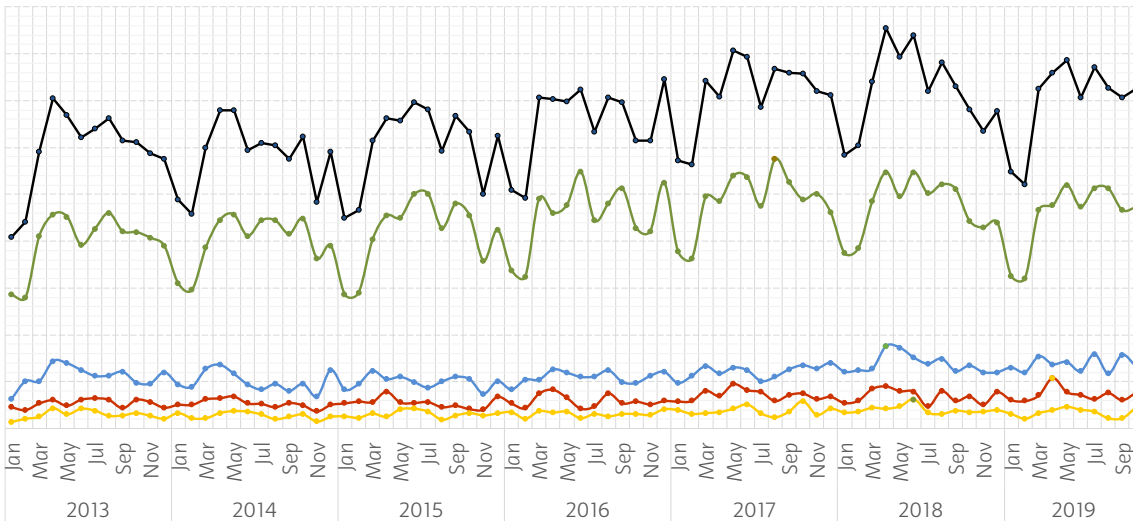
MAUI ↓132

HAWAII ↑77

KAUAI ↑45

●HIGH

CONDOMINIUMS



CURRENT MONTH
(VS LAST YEAR)

STATEWIDE ↑710

OAHU ↑347

HAWAII ↑215

MAUI ↑104

KAUAI ↑44

●HIGH

Source: Respective Islands' board of REALTORS®

Statistics provided by Title Guaranty. Information deemed reliable but not guaranteed. All rights to these materials are reserved; no reproduction without prior written consent.



TITLE GUARANTY
SERVING HAWAI'I SINCE 1896

*Title and Escrow is our business.
Hawaii is our home.*

Call: (808) 521-0211 or Visit: TGHawaii.com