



TITLE GUARANTY  
HAWAII

# STATEWIDE HOUSING STATISTICS

JANUARY 2023

## SINGLE FAMILY HOMES

# OF SALES	MONTH			YTD		
	2023	2022	% CHANGE	2023	2022	% CHANGE
<i>Hawaii</i>	137	222	▼38.3%	137	222	▼38.3%
<i>Kauai</i>	16	52	▼69.2%	16	52	▼69.2%
<i>Maui</i>	58	92	▼37.0%	58	92	▼37.0%
<i>Oahu</i>	150	326	▼54.0%	150	326	▼54.0%
<b>Total</b>	<b>361</b>	<b>692</b>	<b>▼47.8%</b>	<b>361</b>	<b>692</b>	<b>▼47.8%</b>

MEDIAN SALES PRICE	MONTH			YTD		
	2023	2022	% CHANGE	2023	2022	% CHANGE
<i>Hawaii</i>	\$520,000	\$536,500	▼3.1%	\$520,000	\$536,500	▼3.1%
<i>Kauai</i>	\$809,500	\$945,000	▼14.3%	\$809,500	\$945,000	▼14.3%
<i>Maui</i>	\$1,162,500	\$1,157,500	▲0.4%	\$1,162,500	\$1,157,500	▲0.4%
<i>Oahu</i>	\$970,000	\$1,050,000	▼7.6%	\$970,000	\$1,050,000	▼7.6%

## CONDOMINIUMS

# OF SALES	MONTH			YTD		
	2023	2022	% CHANGE	2023	2022	% CHANGE
<i>Hawaii</i>	37	69	▼46.4%	37	69	▼46.4%
<i>Kauai</i>	25	26	▼3.8%	25	26	▼3.8%
<i>Maui</i>	54	156	▼65.4%	54	156	▼65.4%
<i>Oahu</i>	275	552	▼50.2%	275	552	▼50.2%
<b>Total</b>	<b>391</b>	<b>803</b>	<b>▼51.3%</b>	<b>391</b>	<b>803</b>	<b>▼51.3%</b>

MEDIAN SALES PRICE	MONTH			YTD		
	2023	2022	% CHANGE	2023	2022	% CHANGE
<i>Hawaii</i>	\$635,500	\$500,000	▲27.1%	\$635,500	\$500,000	▲27.1%
<i>Kauai</i>	\$764,950	\$490,000	▲56.1%	\$764,950	\$490,000	▲56.1%
<i>Maui</i>	\$657,500	\$713,750	▼7.9%	\$657,500	\$713,750	▼7.9%
<i>Oahu</i>	\$495,000	\$510,000	▼2.9%	\$495,000	\$510,000	▼2.9%

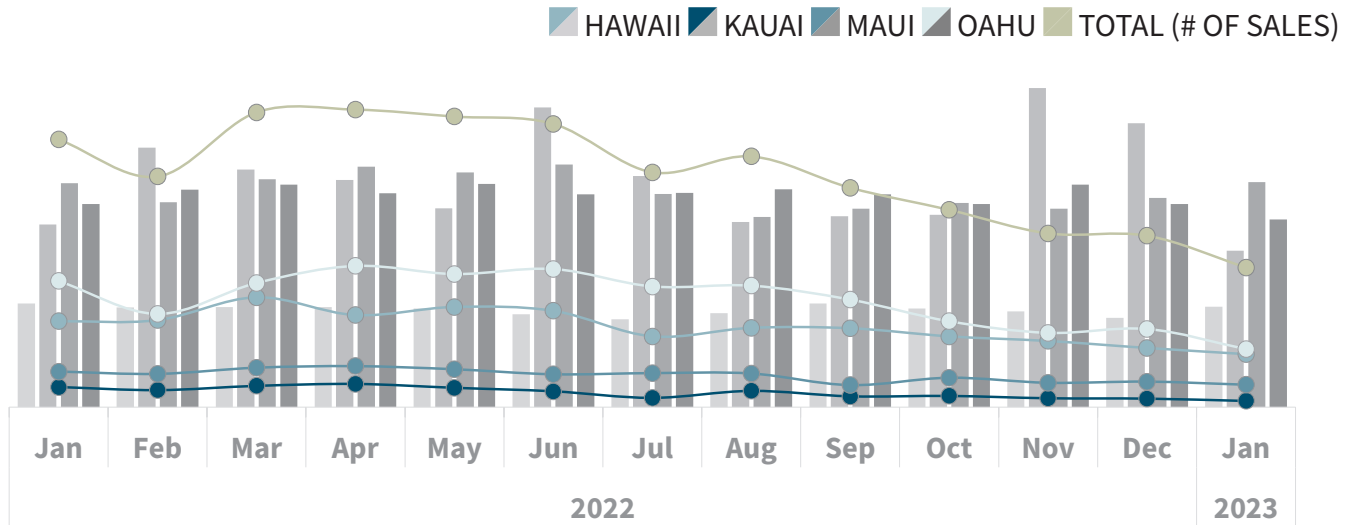


TITLE GUARANTY  
HAWAII

# STATEWIDE HOUSING STATISTICS

JANUARY 2023

## SINGLE FAMILY HOMES



# OF SALES | MEDIAN SALES PRICE (\$)

	HAWAII	KAUAI	MAUI	OAHU	TOTAL (# OF SALES)
<b>2022</b>					
Jan	222   536.5K	52   0.9M	92   1.2M	326   1.1M	692
Feb	225   515.0K	44   1.3M	86   1.1M	241   1.1M	596
Mar	284   517.5K	55   1.2M	102   1.2M	321   1.2M	762
Apr	238   517.0K	60   1.2M	106   1.2M	365   1.1M	769
May	259   510.0K	50   1.0M	98   1.2M	344   1.2M	751
Jun	249   480.0K	41   1.6M	85   1.3M	357   1.1M	732
Jul	183   455.0K	24   1.2M	88   1.1M	312   1.1M	607
Aug	205   485.0K	42   1.0M	87   1.0M	314   1.1M	648
Sep	204   535.0K	28   1.0M	57   1.0M	278   1.1M	567
Oct	183   509.0K	29   1.0M	76   1.1M	222   1.1M	510
Nov	171   495.0K	23   1.7M	63   1.0M	192   1.1M	449
Dec	153   462.0K	22   1.5M	66   1.1M	202   1.1M	443
<b>2023</b>					
Jan	137   520.0K	16   809.5K	58   1.2M	150   1.0M	361

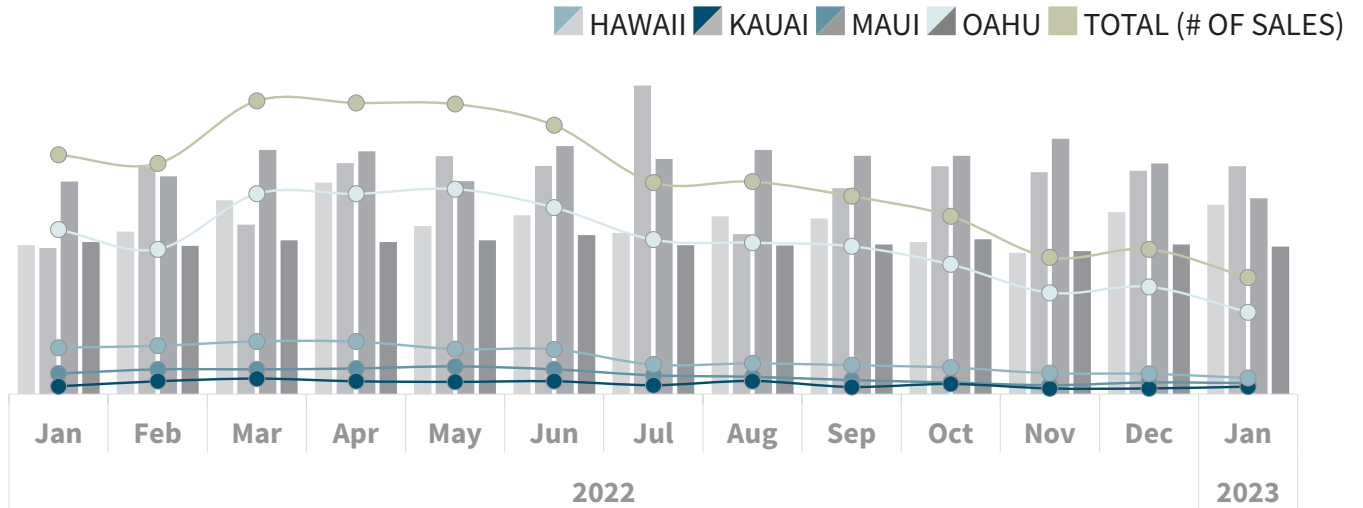


TITLE GUARANTY  
HAWAII

# STATEWIDE HOUSING STATISTICS

JANUARY 2023

## CONDOMINIUMS



# OF SALES | MEDIAN SALES PRICE (\$)

	HAWAII	KAUAI	MAUI	OAHU	TOTAL (# OF SALES)
<b>2022</b>					
Jan	69   500.0K	26   490.0K	156   713.8K	552   510.0K	803
Feb	83   545.0K	43   762.5K	162   730.5K	486   497.0K	774
Mar	83   650.0K	52   568.8K	177   820.0K	672   515.5K	984
Apr	86   710.0K	43   775.0K	176   815.0K	672   510.0K	977
May	93   563.5K	41   799.0K	151   715.0K	688   516.5K	973
Jun	83   599.9K	43   766.0K	150   832.5K	626   534.0K	902
Jul	63   540.0K	30   1.0M	99   789.5K	518   500.0K	710
Aug	58   597.0K	44   537.0K	103   820.0K	508   498.5K	713
Sep	47   590.0K	24   691.0K	97   800.0K	496   502.5K	664
Oct	39   510.0K	34   765.0K	89   800.0K	435   520.0K	597
Nov	30   473.8K	19   745.0K	70   856.3K	340   480.0K	459
Dec	39   610.0K	19   749.0K	68   773.5K	360   502.5K	486
<b>2023</b>					
Jan	37   635.5K	25   765.0K	54   657.5K	275   495.0K	391

Source: Respective Islands' board of REALTORS® Statistics provided by Title Guaranty. Information deemed reliable but not guaranteed. All rights to these materials are reserved; no reproduction without prior written consent.



TITLE GUARANTY  
HAWAII

# STATEWIDE HOUSING STATISTICS

JANUARY 2023

## SINGLE FAMILY HOMES

CURRENT MONTH (VS LAST YEAR)

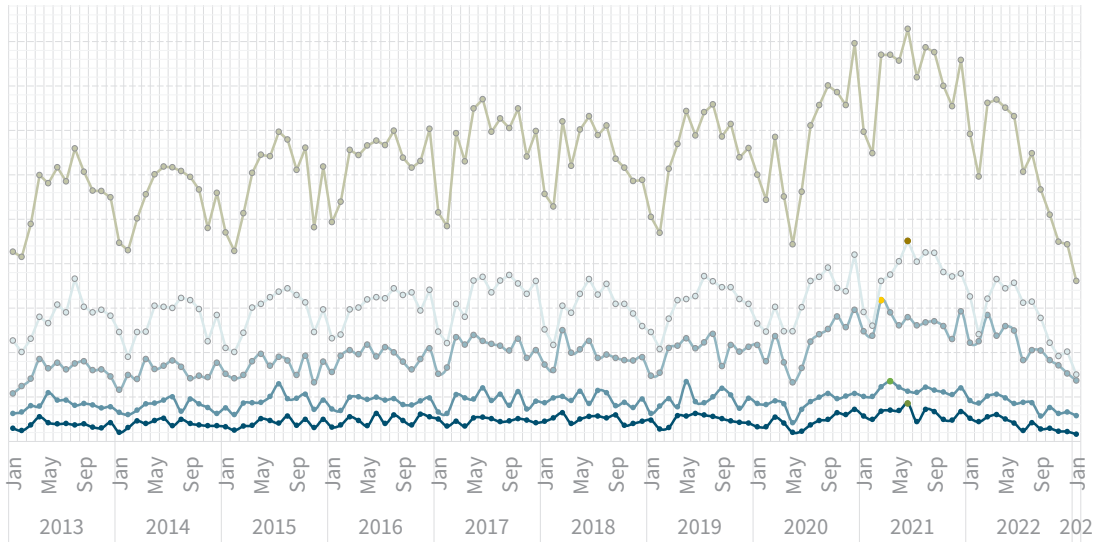
STATEWIDE ↓ 361

OAHU ↓ 150

HAWAII ↓ 137

MAUI ↓ 58

KAUAI ↓ 16



## CONDOMINIUMS

CURRENT MONTH (VS LAST YEAR)

STATEWIDE ↓ 391

OAHU ↓ 275

MAUI ↓ 54

HAWAII ↓ 37

KAUAI ↓ 25

