



TITLE GUARANTY

TITLE & ESCROW SERVICES

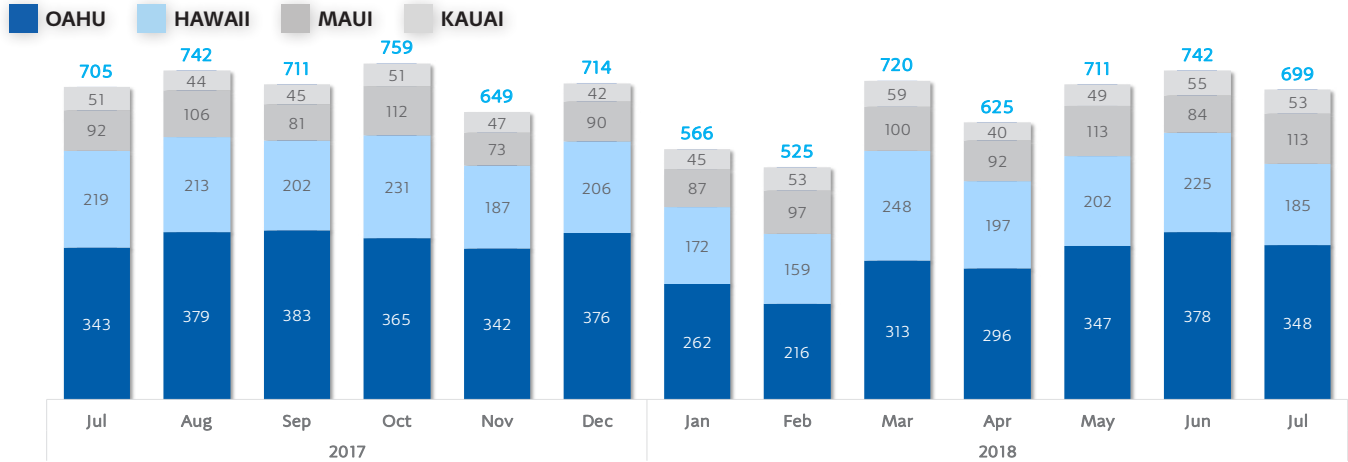
RESIDENTIAL SALES REPORT JULY 2018

WINDWARD OAHU

ISLAND SALES

SINGLE FAMILY HOME

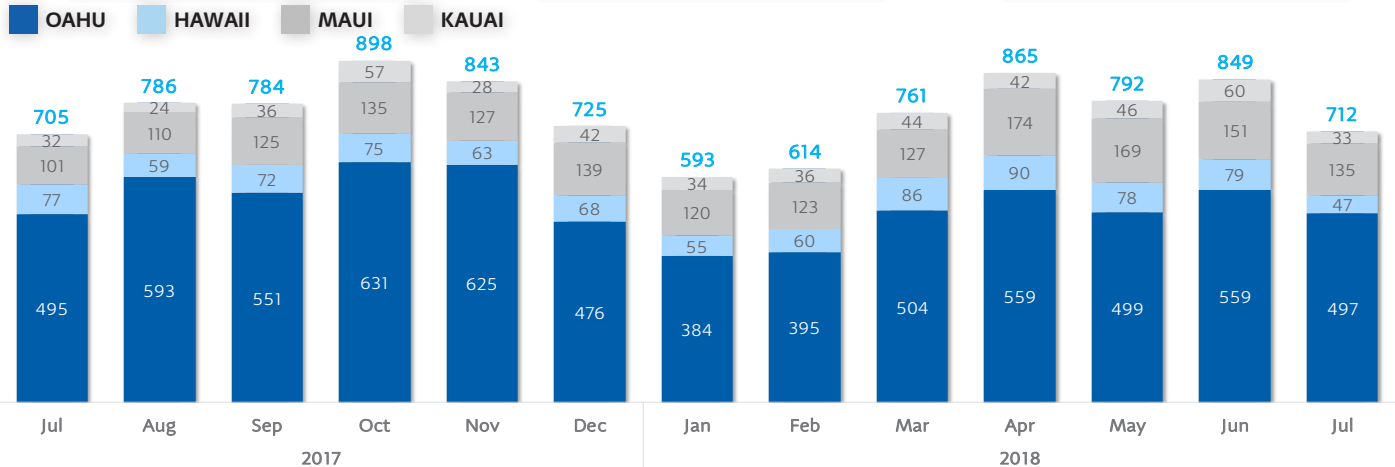
CONDOMINIUM



OF SALES
348
▼ 7.9% VS. LAST MONTH
▲ 1.5% VS. LAST YEAR

MEDIAN SALES PRICE
\$786,500
▲ 0.8% VS. LAST MONTH
▲ 4.9% VS. LAST YEAR

TOTAL \$ OF SALES
\$336,845,584
▼ 2.1% VS. LAST MONTH
▲ 10.6% VS. LAST YEAR



OF SALES
497
▼ 11.1% VS. LAST MONTH
▲ 0.4% VS. LAST YEAR

MEDIAN SALES PRICE
\$430,000
● VS. LAST MONTH
▲ 1.2% VS. LAST YEAR

TOTAL \$ OF SALES
\$252,458,906
▼ 15.7% VS. LAST MONTH
▲ 5.3% VS. LAST YEAR



KRISTINA WOO-ARK

Account Manager
Metro & Windward Oahu

kwoo-ark@tghawaii.com
 (808) 282-3613

Information effective 08/02/2018

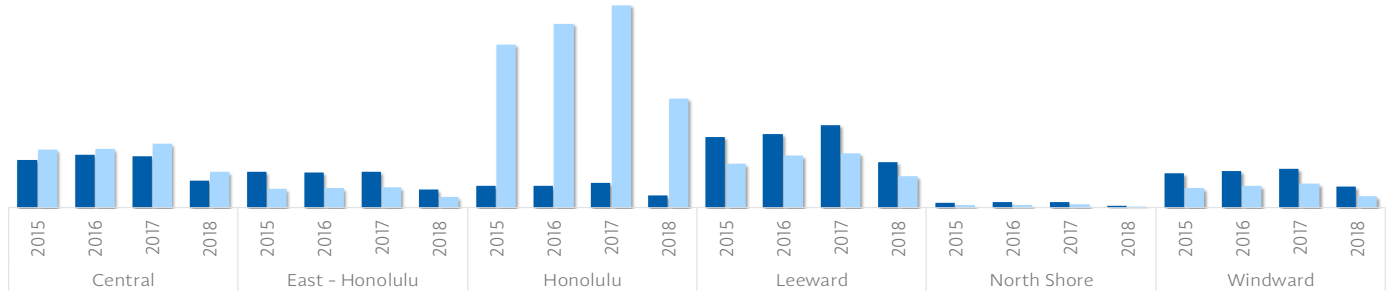


TITLE GUARANTY

TITLE & ESCROW SERVICES

REGIONAL SALES

SALES (#) COMPARISON (YEAR OVER YEAR)



	YEAR		TOTAL
CENTRAL	2015	809	984
	2016	899	995
	2017	865	1,081
	2018	460	612
EAST - HONOLULU	2015	606	328
	2016	591	335
	2017	604	351
	2018	312	189
HONOLULU	2015	369	2,753
	2016	374	3,105
	2017	417	3,415
	2018	207	1,837

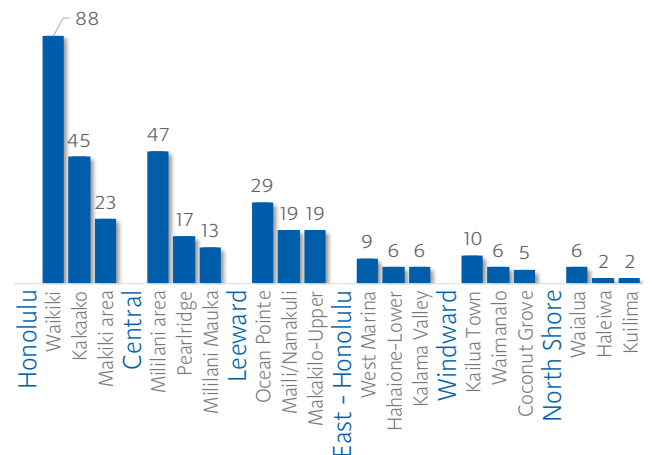
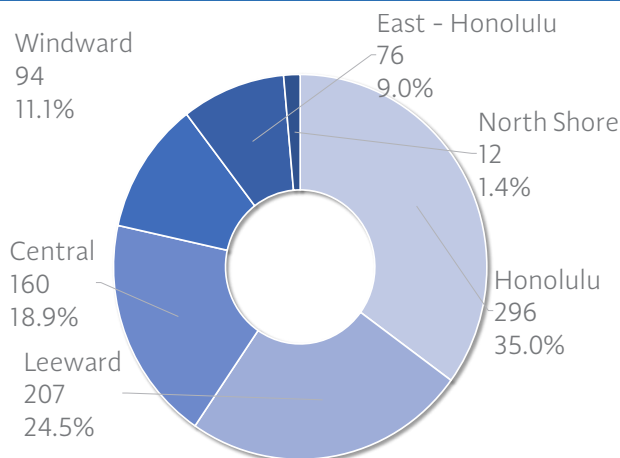
	YEAR		TOTAL
LEEWARD	2015	1,190	741
	2016	1,245	878
	2017	1,392	917
	2018	777	539
NORTH SHORE	2015	91	52
	2016	94	48
	2017	103	56
	2018	42	25
WINDWARD	2015	590	340
	2016	617	369
	2017	658	415
	2018	362	195

* YTD Sales (#) vs. same period of previous years

Property Type



OF SALES BY REGION



* Excluding Vacant Land Sales

* Top 3 Neighborhoods Shown—Excluding Vacant Land Sales

RESIDENTIAL SALES REPORT

WINDWARD OAHU

JULY 2018

SALES BY REGION (CURRENT MONTH)

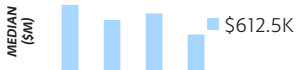
	SINGLE FAMILY HOMES			CONDOMINIUM		
	#	\$ AMT	MEDIAN	#	\$ AMT	MEDIAN
KAILUA TOWN	--	--	--	10 ▼	\$6.6M ▼	\$637.9K ▼
WAIMANALO	5 ▲	\$3.3M ▲	\$650.0K ▼	1 -	\$500.0K -	\$500.0K -
WINDWARD ESTATES	--	--	--	5 ▲	\$2.4M ▲	\$429.0K ▼
COCONUT GROVE	4 ●	\$3.8M ▲	\$967.5K ▲	1 -	\$302.0K -	\$302.0K -
KEOLU HILLS	5 -	\$4.6M -	\$880.0K -	--	--	--
PUNALUU	1 ●	\$825.0K ▲	\$825.0K ▲	3 ●	\$825.0K ▲	\$270.0K ▲
MAHINUI	2 ▲	\$2.3M ▲	\$1.1M ▲	2 ▲	\$1.0M ▲	\$500.0K ▲
TEMPLE VALLEY	--	--	--	4 ▼	\$2.4M ▼	\$595.0K ▲
AIKAHI PARK	2 ▲	\$2.2M ▲	\$1.1M ▲	1 -	\$570.1K -	\$570.1K -
BEACHSIDE	3 -	\$19.4M -	\$2.5M -	--	--	--

▲/▼ Increase/Decrease vs. Last Year ●/— No Change or No Value vs. Last Year

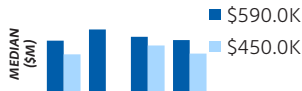
SALES COMPARISON (YEAR OVER YEAR & 2018 YTD SHOWN)

TOP 5 NEIGHBORHOODS BY # OF SALES (CURRENT MONTH)

KAILUA TOWN



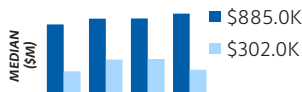
WAIMANALO



WINDWARD ESTATES



COCONUT GROVE



KEOLU HILLS



YEAR TO DATE STATISTICS (VS. SAME PERIOD LAST YEAR)

SINGLE FAMILY HOMES

OF SALES **362** ▼ 0.5% MEDIAN SALES PRICE **\$999.0K** ▲ 5.2%

TOTAL \$ OF SALES **\$476.3M** ▲ 16.6%

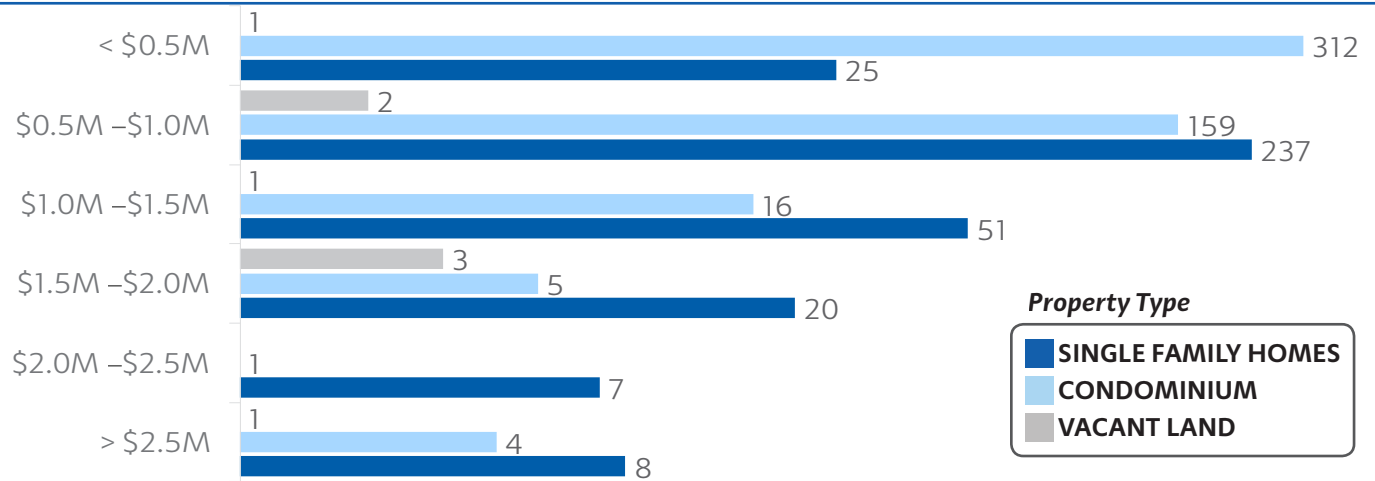
CONDOMINIUM

OF SALES **195** ▼ 14.5% MEDIAN SALES PRICE **\$580.9K** ▲ 7.0%

TOTAL \$ OF SALES **\$113.7M** ▼ 8.1%

* Annual trend shown include 2015 to present; Top 5 Neighborhood Shown

ISLAND SALES (#) BY PRICE RANGE



Property Type

- SINGLE FAMILY HOMES
- CONDOMINIUM
- VACANT LAND

TG TEAM — Windward Oahu

Let Us Be A Part Of Your Solution!



Chris Aguilera
Senior Vice President
Escrow State Manager
✉ caguilera@tghawaii.com
☎ (808) 533-5861



Brandon Choi
Branch Manager
King Street
✉ bchoi@tghawaii.com
☎ O: (808) 592-5233 C: (808) 295-2241



Kristina Woo-Ark
Account Manager
Metro & Windward Oahu
✉ kwoo-ark@tghawaii.com
☎ (808) 282-3613



Brian Chan
Escrow Officer
King Street
✉ bchan@tghawaii.com
☎ (808) 592-5236



Maddy Arakaki
Escrow Officer
Kailua
✉ marakaki@tghawaii.com
☎ (808) 266-2404



Trish Furtado
Escrow Officer
Kailua
✉ tfurtado@tghawaii.com
☎ (808) 592-5241

Visit a TG Windward Oahu Branch Near You!

KAILUA

📍 111 Hekili Street, Ste. 101
Kailua, HI 96734

☎ 808-266-2060

✉ kailua@tghawaii.com

KING STREET

📍 1350 S King Street, Suite 105
Honolulu, HI 96814

☎ 808-592-5252

✉ kingst@tghawaii.com