

STATEWIDE HOUSING STATISTICS

AUGUST 2018

Compliments of Title Guaranty

SINGLE FAMILY HOMES

# of Sales	Month		% Change	Y-T-D		% Change
	2018	2017		2018	2017	
Hawaii	191	215	▼11.2%	1,589	1,669	▼4.8%
Kauai	50	44	▲13.6%	414	365	▲13.4%
Maui	109	106	▲2.8%	799	745	▲7.2%
Oahu	354	362	▼2.2%	2,444	2,486	▼1.7%
Total	704	727	▼3.2%	5,246	5,265	▼0.4%

Median Sales Price	Month		% Change	Y-T-D		% Change
	2018	2017		2018	2017	
Hawaii	\$359,000	\$370,000	▼3.0%	\$362,000	\$344,000	▲5.2%
Kauai	\$716,500	\$622,063	▲15.2%	\$700,504	\$667,000	▲5.0%
Maui	\$700,000	\$700,000	-	\$700,000	\$702,000	▼0.3%
Oahu	\$810,000	\$786,250	▲3.0%	\$785,000	\$757,000	▲3.7%

CONDOMINIUMS

# of Sales	Month		% Change	Y-T-D		% Change
	2018	2017		2018	2017	
Hawaii	78	59	▲32.2%	572	577	▼0.9%
Kauai	31	24	▲29.2%	329	286	▲15.0%
Maui	146	110	▲32.7%	1,154	924	▲24.9%
Oahu	521	575	▼9.4%	3,856	3,847	▲0.2%
Total	776	768	▲1.0%	5,911	5,634	▲4.9%

Median Sales Price	Month		% Change	Y-T-D		% Change
	2018	2017		2018	2017	
Hawaii	\$330,000	\$300,000	▲10.0%	\$360,000	\$319,000	▲12.9%
Kauai	\$459,000	\$428,500	▲7.1%	\$437,000	\$425,000	▲2.8%
Maui	\$509,998	\$400,000	▲27.5%	\$499,250	\$450,000	▲10.9%
Oahu	\$427,000	\$419,000	▲1.9%	\$425,000	\$401,000	▲6.0%

Source: Respective Islands' board of REALTORS®

Statistics provided by Title Guaranty. Information deemed reliable but not guaranteed. All rights to these materials are reserved; no reproduction without prior written consent.



TITLE GUARANTY
SERVING HAWAI'I SINCE 1896

*Title and Escrow is our business.
Hawaii is our home.*

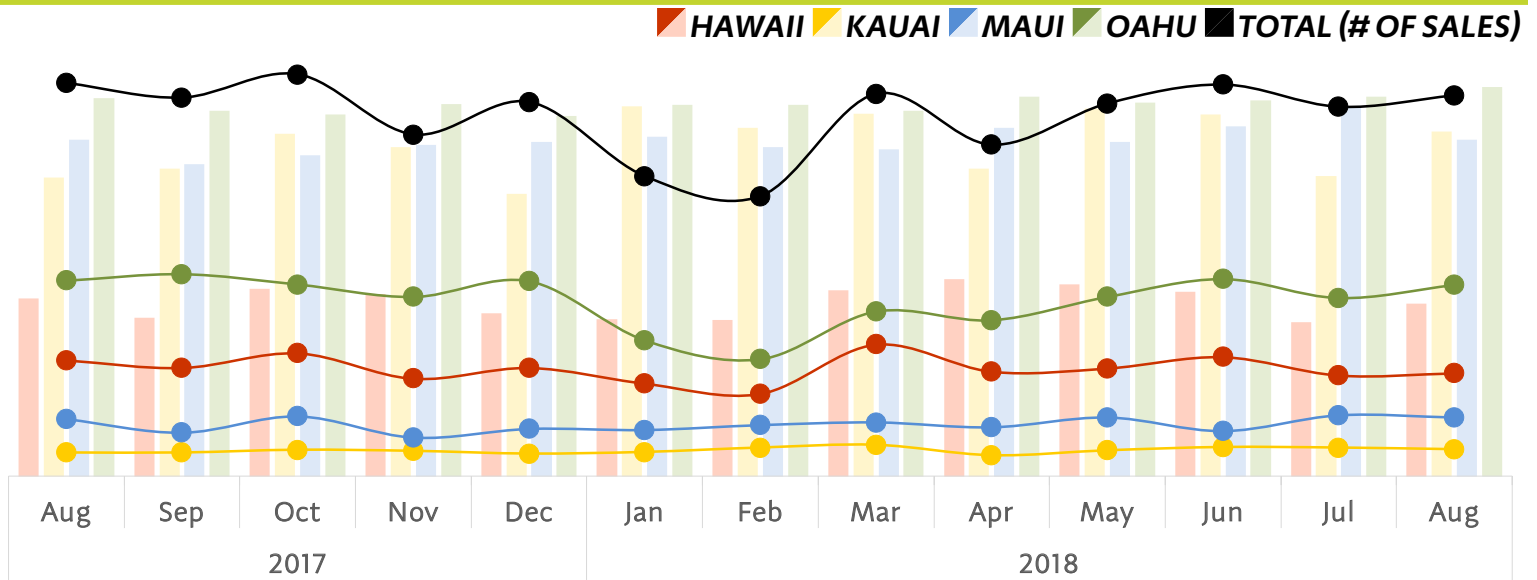
Call: (808) 521-0211 or Visit: TGHawaii.com

STATEWIDE HOUSING STATISTICS

AUGUST 2018

Compliments of Title Guaranty

SINGLE FAMILY HOMES



# OF SALES MEDIAN SALES PRICE (\$)	Hawaii	Kauai	Maui	Oahu	Total (# of Sales)
--------------------------------------	--------	-------	------	------	--------------------

2017

Aug	215 \$370.0K	44 \$622.1K	106 \$700.0K	362 \$786.3K	727
Sep	201 \$330.0K	44 \$640.0K	81 \$650.0K	374 \$760.0K	700
Oct	228 \$390.0K	49 \$713.0K	111 \$667.4K	355 \$752.0K	743
Nov	181 \$380.0K	47 \$685.0K	72 \$689.0K	332 \$773.5K	632
Dec	201 \$339.0K	42 \$587.5K	88 \$695.5K	361 \$750.0K	692

2018

Jan	172 \$327.0K	45 \$770.0K	86 \$707.0K	252 \$772.0K	555
Feb	153 \$325.0K	53 \$725.0K	95 \$685.0K	217 \$772.5K	518
Mar	244 \$387.0K	58 \$753.5K	100 \$680.0K	305 \$760.0K	707
Apr	194 \$409.5K	39 \$640.0K	91 \$725.0K	289 \$790.0K	613
May	200 \$400.0K	48 \$765.0K	109 \$695.0K	332 \$778.0K	689
Jun	221 \$384.0K	54 \$752.5K	84 \$727.5K	365 \$782.4K	724
Jul	187 \$320.0K	53 \$625.0K	113 \$769.0K	330 \$789.5K	683
Aug	191 \$359.0K	50 \$716.5K	109 \$700.0K	354 \$810.0K	704

Source: Respective Islands' board of REALTORS®

Statistics provided by Title Guaranty. Information deemed reliable but not guaranteed. All rights to these materials are reserved; no reproduction without prior written consent.



TITLE GUARANTY
SERVING HAWAI'I SINCE 1896

*Title and Escrow is our business.
Hawaii is our home.*

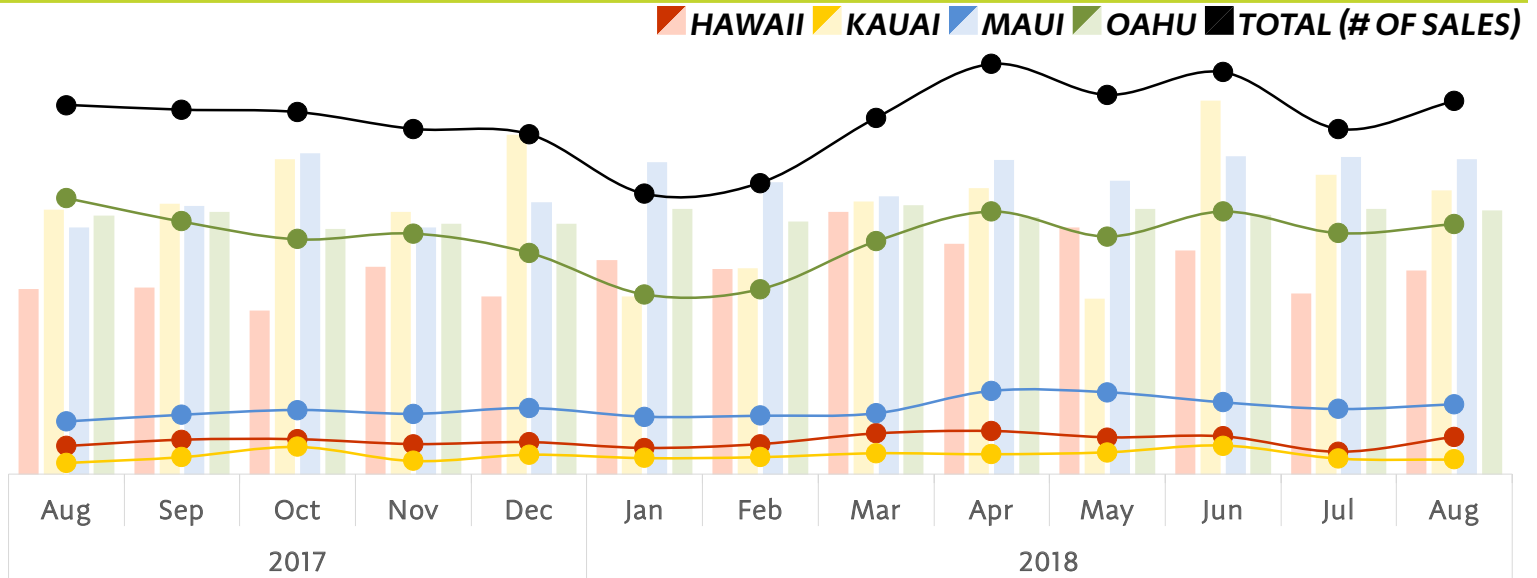
Call: (808) 521-0211 or Visit: TGHawaii.com

STATEWIDE HOUSING STATISTICS

AUGUST 2018

Compliments of Title Guaranty

CONDOMINIUMS



# OF SALES MEDIAN SALES PRICE (\$)	Hawaii	Kauai	Maui	Oahu	Total (# of Sales)
--------------------------------------	--------	-------	------	------	--------------------

2017

Aug	59 \$300.0K	24 \$428.5K	110 \$400.0K	575 \$419.0K	768
Sep	72 \$302.0K	36 \$437.5K	124 \$433.8K	526 \$425.0K	758
Oct	73 \$265.1K	57 \$510.0K	134 \$519.5K	489 \$397.5K	753
Nov	63 \$336.0K	28 \$424.5K	126 \$400.0K	501 \$405.0K	718
Dec	67 \$288.0K	41 \$550.0K	138 \$440.0K	461 \$405.0K	707

2018

Jan	55 \$347.0K	34 \$287.5K	120 \$505.6K	374 \$430.0K	583
Feb	63 \$332.5K	36 \$333.0K	122 \$472.5K	385 \$409.0K	606
Mar	85 \$425.0K	44 \$441.5K	127 \$450.0K	485 \$435.0K	741
Apr	90 \$372.5K	42 \$463.5K	174 \$508.5K	547 \$416.0K	853
May	77 \$400.0K	46 \$284.5K	171 \$475.0K	495 \$430.0K	789
Jun	79 \$362.5K	60 \$604.5K	150 \$515.0K	547 \$420.0K	836
Jul	47 \$292.2K	33 \$485.0K	136 \$513.2K	502 \$429.5K	718
Aug	78 \$330.0K	31 \$459.0K	146 \$510.0K	521 \$427.0K	776

Source: Respective Islands' board of REALTORS®

Statistics provided by Title Guaranty. Information deemed reliable but not guaranteed. All rights to these materials are reserved; no reproduction without prior written consent.



TITLE GUARANTY
SERVING HAWAI'I SINCE 1896

*Title and Escrow is our business.
Hawaii is our home.*

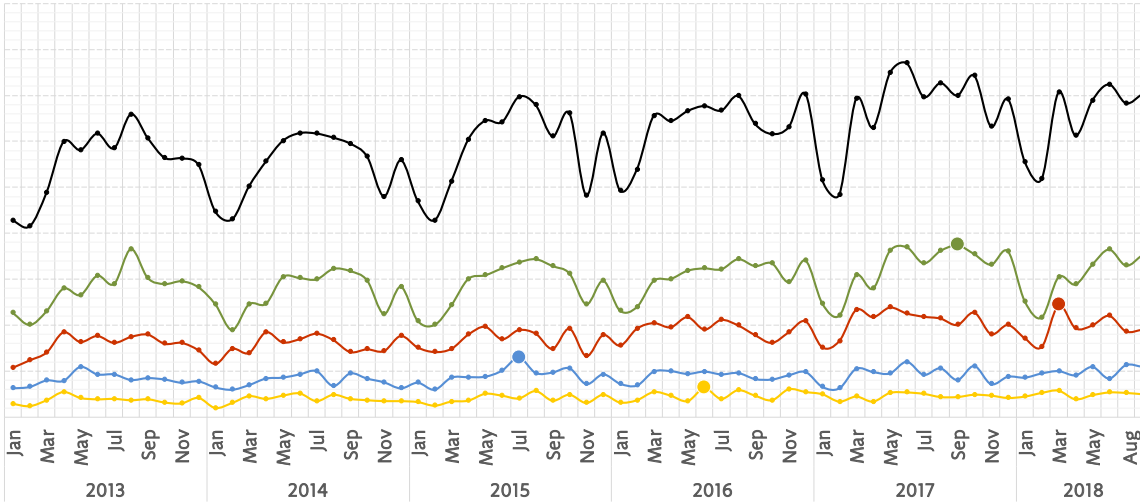
Call: (808) 521-0211 or Visit: TGHawaii.com

STATEWIDE HOUSING STATISTICS

AUGUST 2018

Compliments of Title Guaranty

SINGLE FAMILY HOMES



CURRENT MONTH
(VS LAST YEAR)

STATEWIDE ↓ 704

OAHU ↓ 354

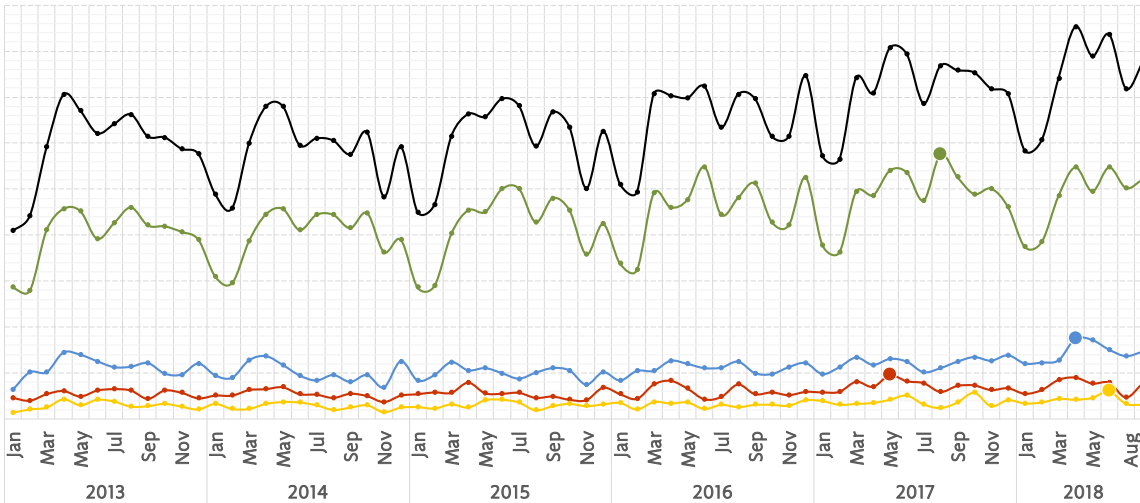
HAWAII ↓ 191

MAUI ↑ 109

KAUAI ↑ 50

● HIGH

CONDOMINIUMS



CURRENT MONTH
(VS LAST YEAR)

STATEWIDE ↑ 776

OAHU ↓ 521

MAUI ↑ 146

HAWAII ↑ 78

KAUAI ↑ 31

● HIGH

Source: Respective Islands' board of REALTORS®

Statistics provided by Title Guaranty. Information deemed reliable but not guaranteed. All rights to these materials are reserved; no reproduction without prior written consent.



TITLE GUARANTY
SERVING HAWAI'I SINCE 1896

*Title and Escrow is our business.
Hawaii is our home.*

Call: (808) 521-0211 or Visit: TGHawaii.com