



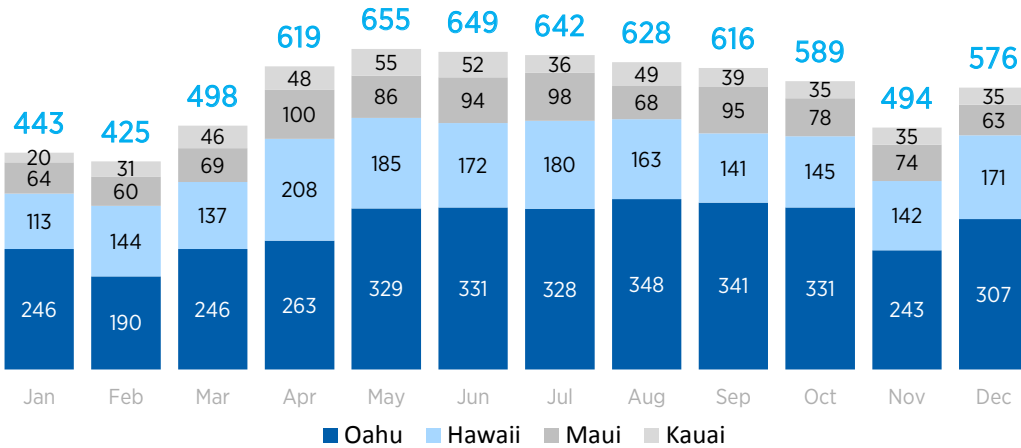
ESCROW

RESIDENTIAL SALES REPORT

WINDWARD OAHU - 2014

CURRENT STATEWIDE MARKET STATISTICS

SINGLE FAMILY HOME SALES



MEDIAN SALES PRICE - OAHU

\$675,000

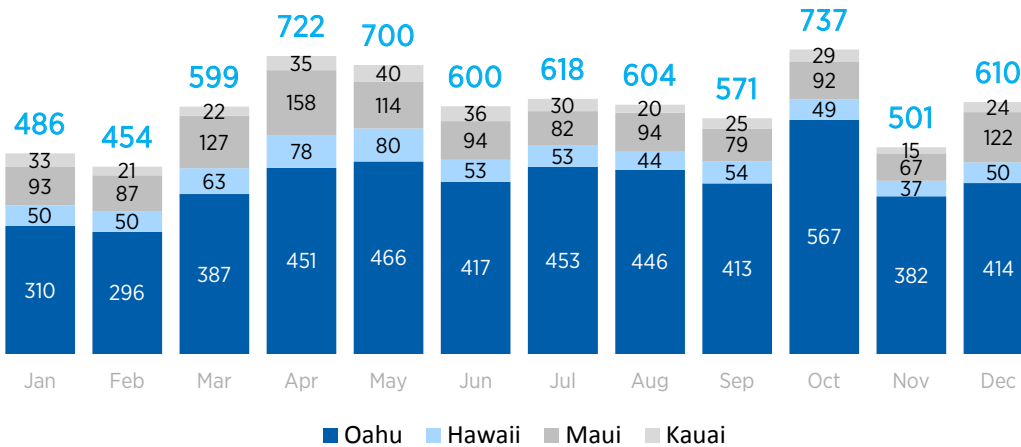
↑ 3.8% vs. last year

OF SALES - OAHU

3,499

↑ 4.8% vs. last year

CONDOMINIUM SALES



MEDIAN SALES PRICE - OAHU

\$350,000

↑ 5.4% vs. last year

OF SALES - OAHU

5,018

↓ 0.1% vs. last year

Information Effective 4/6/2015



CAROL ARMSTRONG

ACCOUNT MANAGER
METRO OAHU &
WINDWARD

E: carmstrong@tghawaii.com
P: (808) 282-3613

Scan this code
to download a
digital copy





WINDWARD OAHU

NUMBER OF SALES

SINGLE FAMILY HOMES

559

↓ 1.8%
vs. last year

MEDIAN SALES PRICE

SINGLE FAMILY HOMES

\$829,000

↑ 7.0%
vs. last year

CONDO/TOWNHOUSE

303

↑ 5.6%
vs. last year

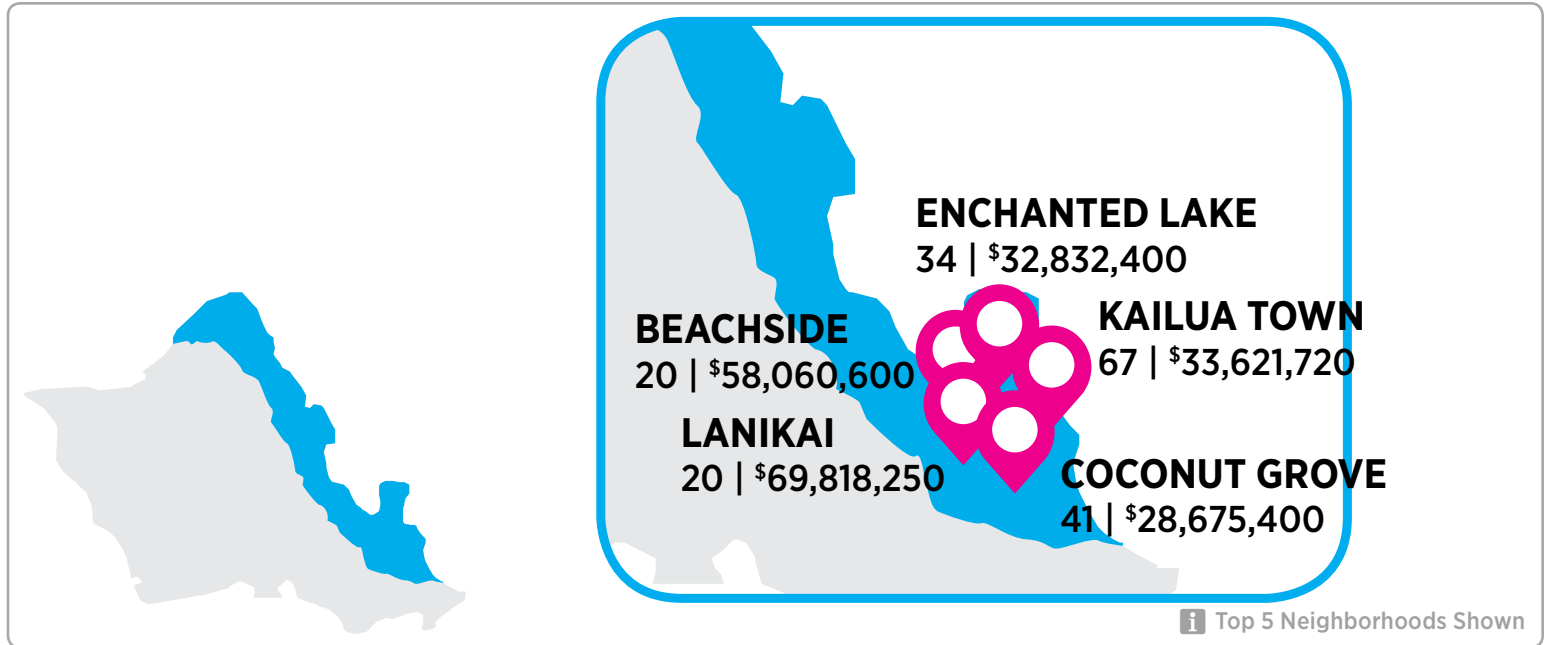
CONDO/TOWNHOUSE

\$450,000

↑ 5.9%
vs. last year

TOP NEIGHBORHOOD SALES

SALES | \$ SALES



TG TEAM – WINDWARD OAHU



Lesley Kizzee
Sr. Vice President/
State Manager – Oahu
E: lkizzee
@tghawaii.com
P: (808) 539-7779



Kyle Barker
Branch Manager
Escrow Officer – Kailua
E: kbarker
@tghawaii.com
P: (808) 266-2076



Brandon Choi
Branch Mgr./Escrow Officer
King Street
E: bchoi
@tghawaii.com
P: (808) 592-5233



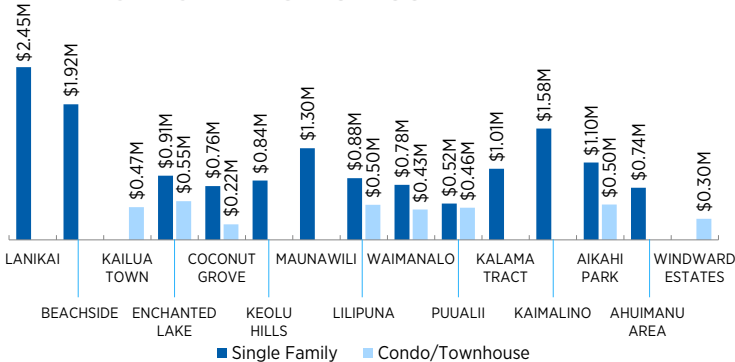
Carol Armstrong
Account Manager
Metro Oahu & Windward
Email: carmstrong
@tghawaii.com
P: (808) 282-3613

NEIGHBORHOOD SALES

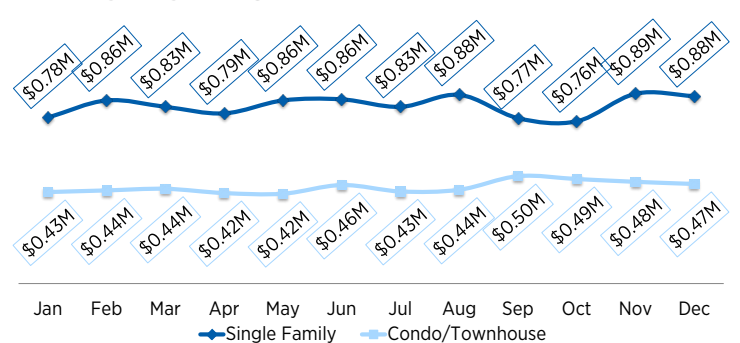
2014

	Single Family			Condo/Townhouse		
	#	\$ AMT	MEDIAN	#	\$ AMT	MEDIAN
LANIKAI	20	\$69,818,250	\$2,447,875	-	-	-
BEACHSIDE	20	\$58,060,600	\$1,922,500	-	-	-
KAILUA TOWN	-	-	-	67	\$33,621,720	\$465,000
ENCHANTED LAKE	33	\$32,282,500	\$910,000	1	\$549,900	\$549,900
COCONUT GROVE	38	\$28,015,400	\$762,500	3	\$660,000	\$220,000
KEOLU HILLS	26	\$22,208,000	\$842,500	-	-	-
MAUNAWILI	15	\$20,054,000	\$1,300,000	-	-	-
LILIPUNA	9	\$11,050,000	\$876,000	18	\$8,995,250	\$498,000
WAIMANALO	17	\$16,122,500	\$781,500	6	\$2,559,000	\$431,250
PUUALII	1	\$515,000	\$515,000	36	\$16,765,500	\$456,000
KALAMA TRACT	15	\$17,171,300	\$1,007,900	-	-	-
KAIMALINO	10	\$16,289,300	\$1,578,000	-	-	-
AIKAHI PARK	11	\$11,775,200	\$1,098,000	9	\$4,370,000	\$501,500
AHUIMANU AREA	20	\$16,017,500	\$740,000	-	-	-
WINDWARD ESTATES	-	-	-	50	\$15,950,176	\$300,000

MEDIAN SALES BY NEIGHBORHOOD



MEDIAN SALES BY MONTH



Let Us Be A Part Of Your Solution!



David Oi
Asst. Branch Mgr./
Escrow Officer — King St.
E: doi
@tghawaii.com
P: (808) 592-5235



Maddy Arakaki
Escrow Officer
Kailua
E: marakaki
@tghawaii.com
P: (808) 266-2404



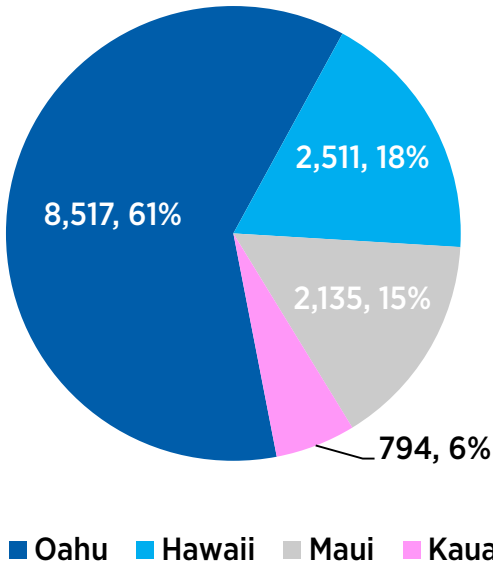
Brian Chan
Escrow Officer
King Street
E: bchan
@tghawaii.com
P: (808) 592-5236



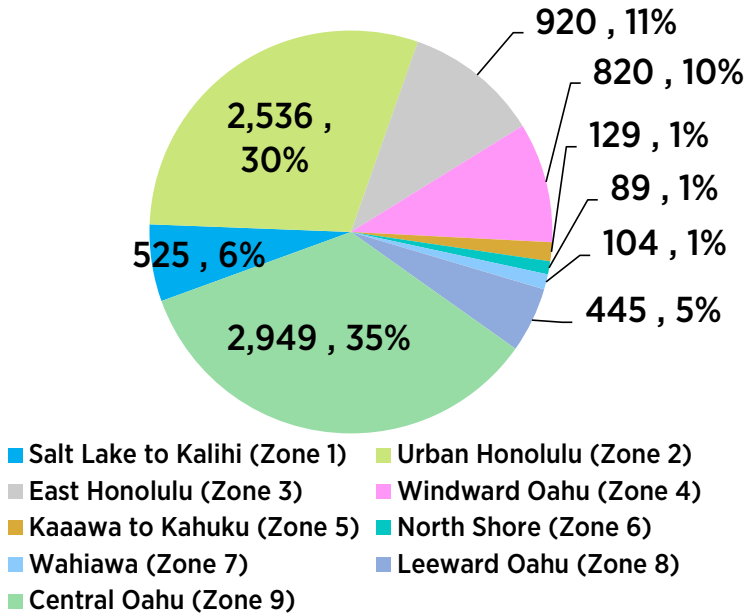
Trish Furtado
Escrow Officer
King Street
E: pfurtado
@tghawaii.com
P: (808) 592-5241

SALES RATIOS

OF SALES BY ISLAND



OF SALES BY ZONE




BUYER STATISTICS

Interactive Maps of U.S. & Non U.S. Buyers of Hawaii Properties.

APR.

SCAN THE CODE BELOW TO VIEW THE MAPS
OR VISIT TGDATASERVICE.COM/MONTHLY-STATISTICS



Provided by:



Island and region-specific data available.

Contact us for more information.

tgdataservice@tghawaii.com

tgdataservice.com

Visit a TG Windward Oahu Branch Near You!

KAILUA
111 Hekili Street, Ste. 101
Kailua, HI 96734
P: 266-2060
E: kailua@tghawaii.com

KING Street
1350 S King Street, Suite 105
Honolulu, HI 96814
P: 592-5252
E: king@tghawaii.com



ESCROW