



TITLE GUARANTY  
HAWAII

# STATEWIDE HOUSING STATISTICS

SEPTEMBER 2020

## SINGLE FAMILY HOMES

# OF SALES	MONTH			YTD		
	2020	2019	% CHANGE	Y-T-D 2020	Y-T-D 2019	% CHANGE
<b>Hawaii</b>	247	169	▲46.2%	1,821	1,802	▲1.1%
<b>Kauai</b>	49	51	▼3.9%	338	451	▼25.1%
<b>Maui</b>	107	119	▼10.1%	751	845	▼11.1%
<b>Oahu</b>	391	347	▲12.7%	2,735	2,774	▼1.4%
<b>Total</b>	<b>794</b>	<b>686</b>	<b>▲15.7%</b>	<b>5,645</b>	<b>5,872</b>	<b>▼3.9%</b>

MEDIAN SALES PRICE	MONTH			YTD		
	2020	2019	% CHANGE	2020	2019	% CHANGE
<b>Hawaii</b>	\$420,000	\$393,750	▲6.7%	\$395,000	\$380,000	▲3.9%
<b>Kauai</b>	\$810,000	\$615,000	▲31.7%	\$765,000	\$647,000	▲18.2%
<b>Maui</b>	\$785,000	\$719,435	▲9.1%	\$775,000	\$745,000	▲4.0%
<b>Oahu</b>	\$880,000	\$777,000	▲13.3%	\$811,000	\$785,000	▲3.3%

## CONDOMINIUMS

# OF SALES	MONTH			YTD		
	2020	2019	% CHANGE	Y-T-D 2020	Y-T-D 2019	% CHANGE
<b>Hawaii</b>	63	61	▲3.3%	489	659	▼25.8%
<b>Kauai</b>	30	23	▲30.4%	236	289	▼18.3%
<b>Maui</b>	85	119	▼28.6%	915	1,209	▼24.3%
<b>Oahu</b>	456	466	▼2.1%	3,305	4,074	▼18.9%
<b>Total</b>	<b>634</b>	<b>669</b>	<b>▼5.2%</b>	<b>4,945</b>	<b>6,231</b>	<b>▼20.6%</b>

MEDIAN SALES PRICE	MONTH			YTD		
	2020	2019	% CHANGE	Y-T-D 2020	Y-T-D 2019	% CHANGE
<b>Hawaii</b>	\$410,000	\$354,500	▲15.7%	\$385,000	\$363,500	▲5.9%
<b>Kauai</b>	\$597,500	\$549,000	▲8.8%	\$549,750	\$565,000	▼2.7%
<b>Maui</b>	\$495,000	\$540,000	▼8.3%	\$560,000	\$518,000	▲8.1%
<b>Oahu</b>	\$445,000	\$445,000	–	\$430,000	\$425,000	▲1.2%

Source: Respective Islands' board of REALTORS® Statistics provided by Title Guaranty. Information deemed reliable but not guaranteed. All rights to these materials are reserved; no reproduction without prior written consent.

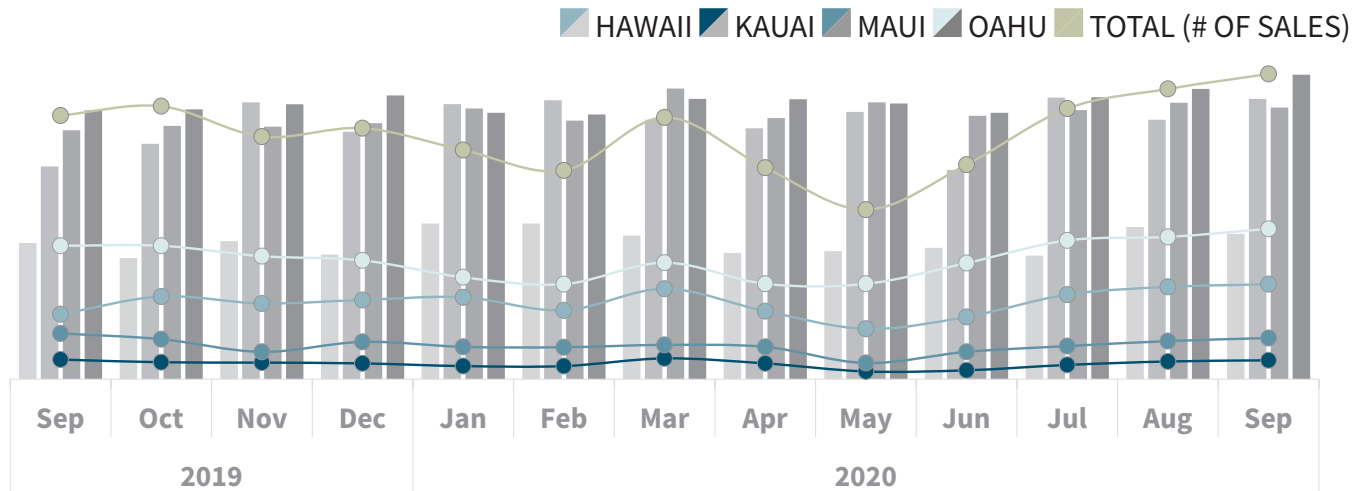


TITLE GUARANTY  
HAWAII

# STATEWIDE HOUSING STATISTICS

SEPTEMBER 2020

## SINGLE FAMILY HOMES



# OF SALES | MEDIAN SALES PRICE (\$)

	HAWAII	KAUAI	MAUI	OAHU	TOTAL (# OF SALES)
<b>2019</b>					
Sep	169   393.8K	51   615.0K	119   719.4K	347   777.0K	686
Oct	215   350.0K	44   680.5K	104   732.0K	347   780.0K	710
Nov	197   399.0K	43   800.0K	71   730.0K	320   794.8K	631
Dec	206   359.9K	41   715.0K	97   740.0K	309   820.0K	653
<b>2020</b>					
Jan	213   450.0K	34   795.0K	84   782.4K	265   770.0K	596
Feb	179   450.0K	34   806.3K	83   747.2K	247   765.0K	543
Mar	235   415.0K	54   750.0K	89   840.0K	303   810.0K	681
Apr	177   365.0K	41   725.0K	84   754.5K	248   809.0K	550
May	131   370.0K	20   772.5K	42   800.0K	248   797.0K	441
Jun	162   379.5K	23   605.0K	71   761.5K	302   770.0K	558
Jul	220   357.0K	37   813.8K	86   777.6K	361   815.0K	704
Aug	240   440.0K	46   750.0K	99   799.0K	370   839.0K	755
Sep	247   420.0K	49   810.0K	107   785.0K	391   880.0K	794

Source: Respective Islands' board of REALTORS® Statistics provided by Title Guaranty. Information deemed reliable but not guaranteed. All rights to these materials are reserved; no reproduction without prior written consent.

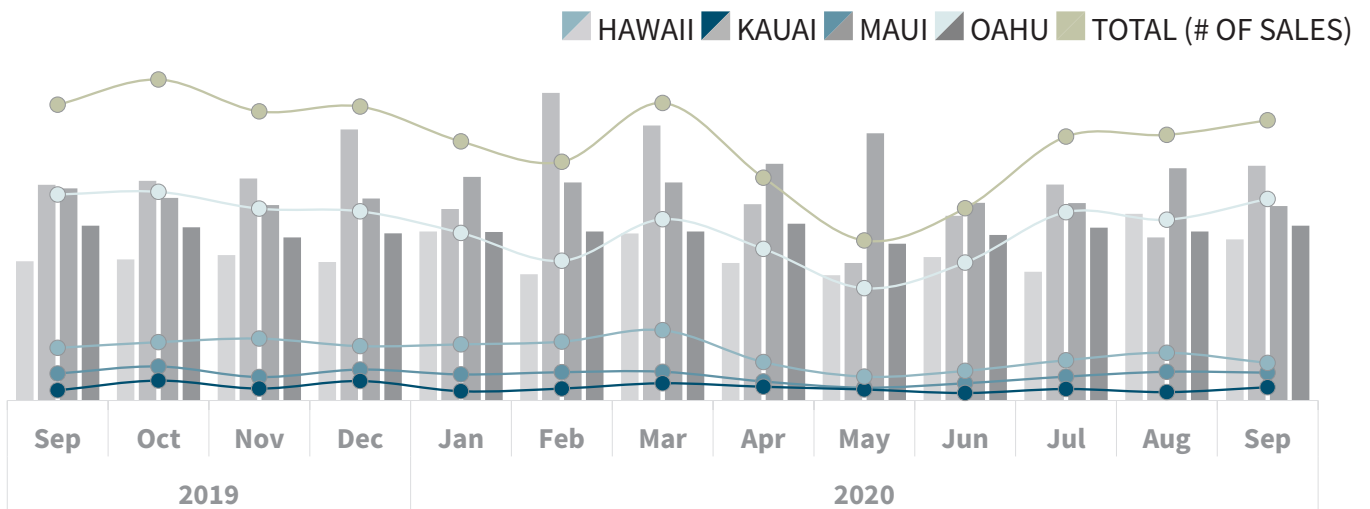


TITLE GUARANTY  
HAWAII

# STATEWIDE HOUSING STATISTICS

SEPTEMBER 2020

## CONDOMINIUMS



# OF SALES | MEDIAN SALES PRICE (\$)

	HAWAII	KAUAI	MAUI	OAHU	TOTAL (# OF SALES)
<b>2019</b>					
Sep	61   354.5K	23   549.0K	119   540.0K	466   445.0K	669
Oct	77   359.0K	45   559.0K	132   515.8K	472   441.0K	726
Nov	53   370.0K	27   565.0K	140   497.6K	434   415.0K	654
Dec	70   352.5K	44   689.8K	123   514.1K	428   425.5K	665
<b>2020</b>					
Jan	59   430.0K	21   487.5K	127   569.0K	379   429.0K	586
Feb	64   321.5K	27   783.0K	133   555.0K	316   430.0K	540
Mar	65   425.0K	39   700.0K	159   555.0K	410   430.0K	673
Apr	43   349.9K	31   499.5K	87   602.5K	343   450.0K	504
May	29   319.0K	25   350.0K	54   680.0K	254   399.0K	362
Jun	39   365.0K	17   470.0K	67   503.0K	312   421.5K	435
Jul	54   327.5K	26   549.5K	91   502.5K	426   440.0K	597
Aug	65   475.0K	19   415.0K	108   591.0K	409   430.0K	601
Sep	63   410.0K	30   597.5K	85   495.0K	456   445.0K	634

Source: Respective Islands' board of REALTORS® Statistics provided by Title Guaranty. Information deemed reliable but not guaranteed. All rights to these materials are reserved; no reproduction without prior written consent.



TITLE GUARANTY  
HAWAII

# STATEWIDE HOUSING STATISTICS

SEPTEMBER 2020

## SINGLE FAMILY HOMES

CURRENT MONTH (VS LAST YEAR)

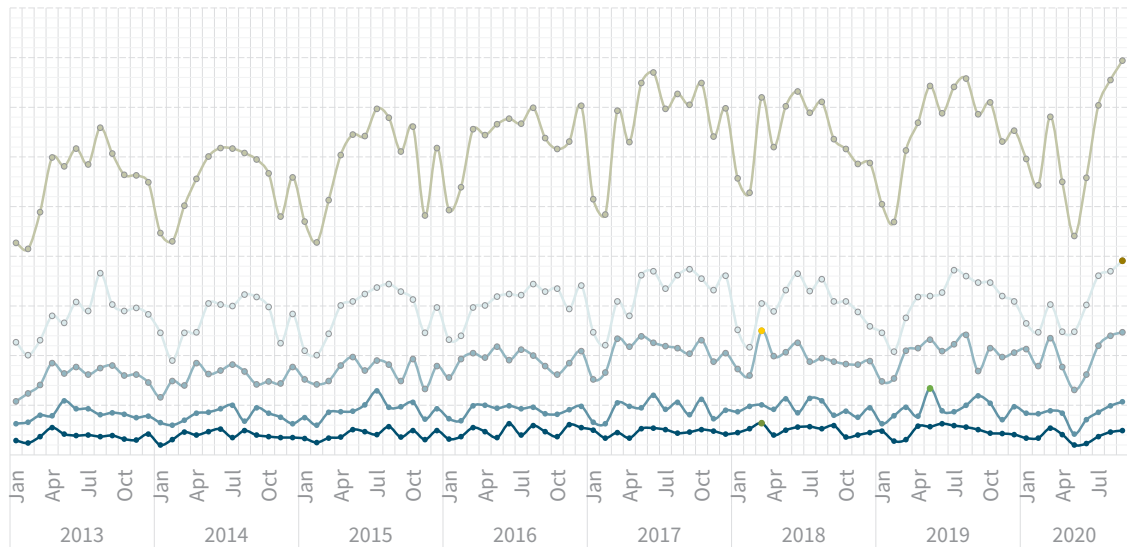
STATEWIDE **↑794**

OAHU **↑391**

HAWAII **↑247**

MAUI **↓107**

KAUAI **↓49**



## CONDOMINIUMS

CURRENT MONTH (VS LAST YEAR)

STATEWIDE **↓634**

OAHU **↓456**

MAUI **↓85**

HAWAII **↑63**

KAUAI **↑30**

