



TITLE GUARANTY

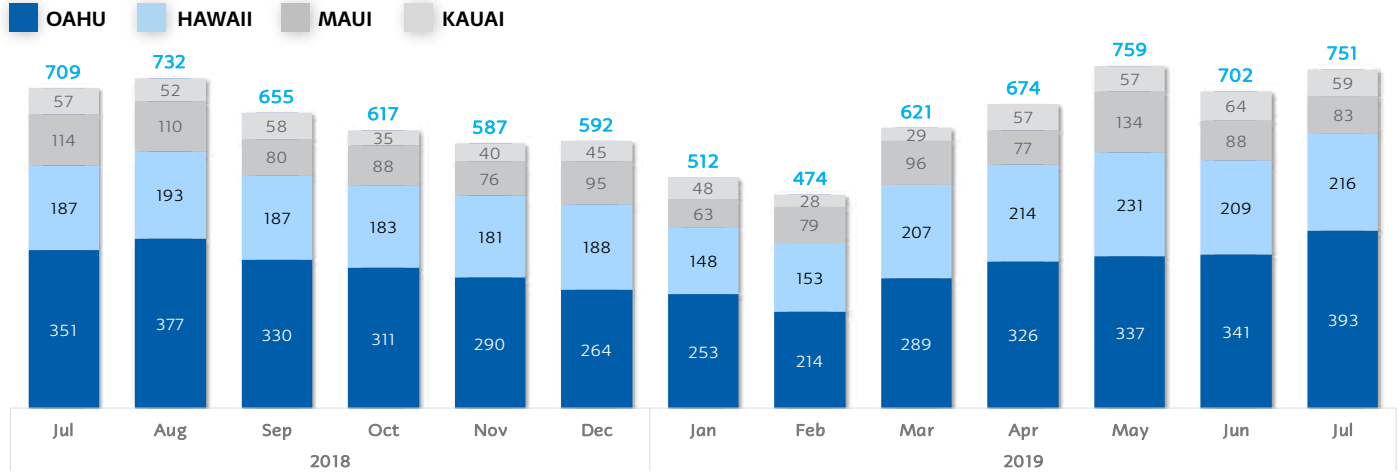
TITLE & ESCROW SERVICES

RESIDENTIAL SALES REPORT JULY 2019

HAWAII

ISLAND SALES

SINGLE FAMILY HOME

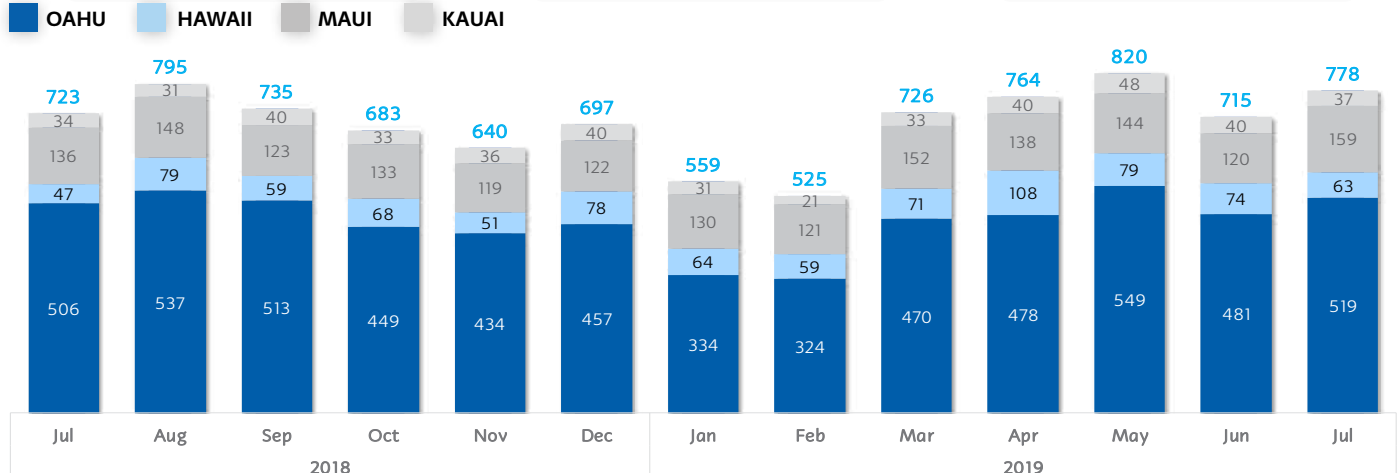


OF SALES
216
 ↑ 3.3% VS. LAST MONTH
 ↑ 15.5% VS. LAST YEAR

MEDIAN SALES PRICE
\$377,000
 ↑ 1.9% VS. LAST MONTH
 ↑ 17.8% VS. LAST YEAR

TOTAL \$ OF SALES
\$109,578,136
 ↑ 9.9% VS. LAST MONTH
 ↑ 18.3% VS. LAST YEAR

CONDOMINIUM



OF SALES
63
 ↓ 14.9% VS. LAST MONTH
 ↑ 34.0% VS. LAST YEAR

MEDIAN SALES PRICE
\$325,000
 ↓ 16.1% VS. LAST MONTH
 ↑ 11.2% VS. LAST YEAR

TOTAL \$ OF SALES
\$33,451,050
 ↓ 12.2% VS. LAST MONTH
 ↑ 55.3% VS. LAST YEAR



BRIANNA SERIKAKU

Account Manager
North & West Hawaii

(808) 987-4055
bserikaku@tghawaii.com

Information effective 8/1/2019

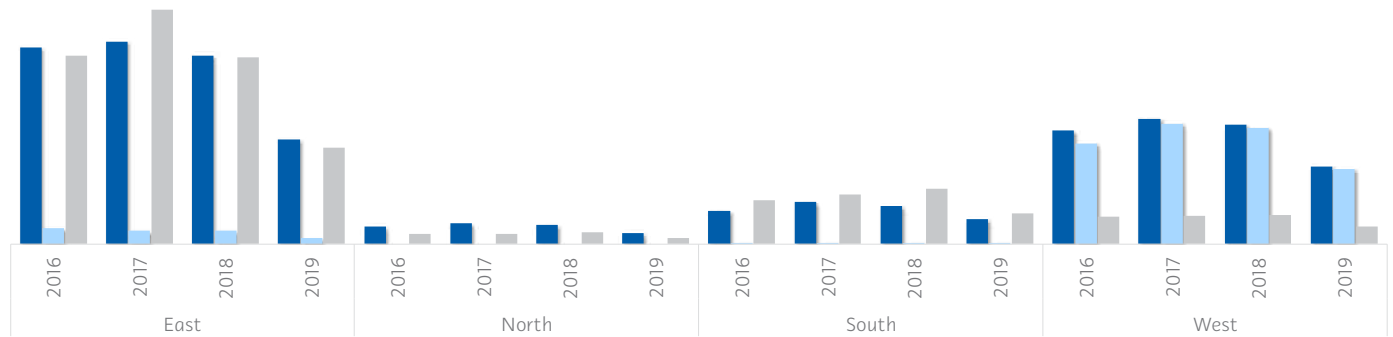


TITLE GUARANTY

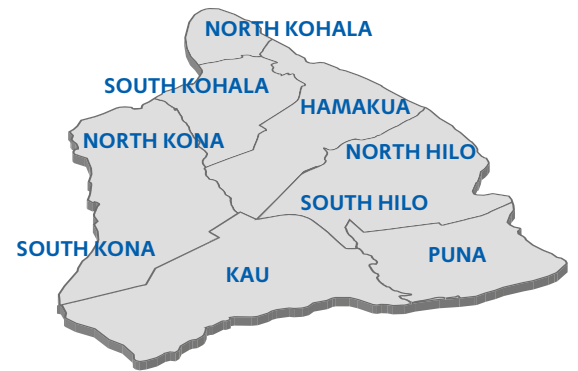
TITLE & ESCROW SERVICES

REGIONAL SALES

SALES (#) COMPARISON (YEAR OVER YEAR)



	YEAR			TOTAL	
EAST	2016	1,247	99	1,196	2,515
	2017	1,284	87	1,490	2,861
	2018	1,197	86	1,185	2,468
	2019	662	36	612	1,310
NORTH	2016	113	0	66	179
	2017	131	0	63	194
	2018	122	0	75	197
	2019	67	0	39	106
SOUTH	2016	211	7	276	494
	2017	268	5	316	589
	2018	243	9	352	604
	2019	158	5	194	357
WEST	2016	723	637	172	1,532
	2017	795	761	178	1,734
	2018	760	735	184	1,679
	2019	491	477	110	1,078



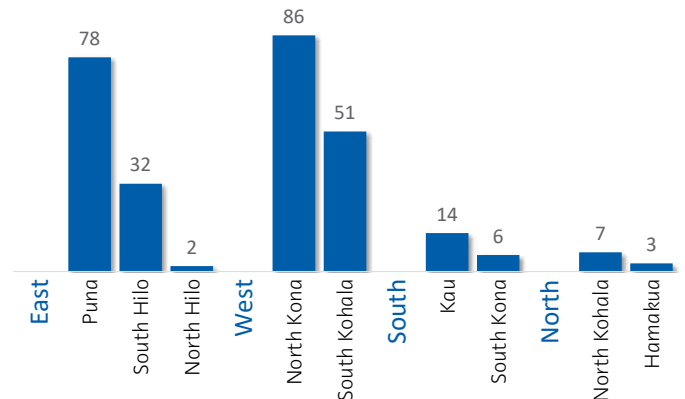
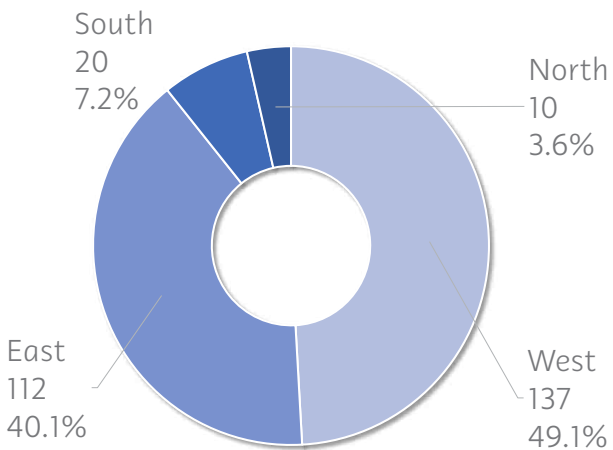
EAST	North Hilo
	Puna
	South Hilo
NORTH	Hamakua
	North Kohala
WEST	North Kona
	South Kohala
SOUTH	Kau
	South Kona

Property Type

■	SINGLE FAMILY HOMES
■	CONDOMINIUM
■	VACANT LAND

* YTD Sales (#) vs. same period of previous years

OF SALES BY REGION



* Excluding Vacant Land Sales

RESIDENTIAL SALES REPORT

HAWAII

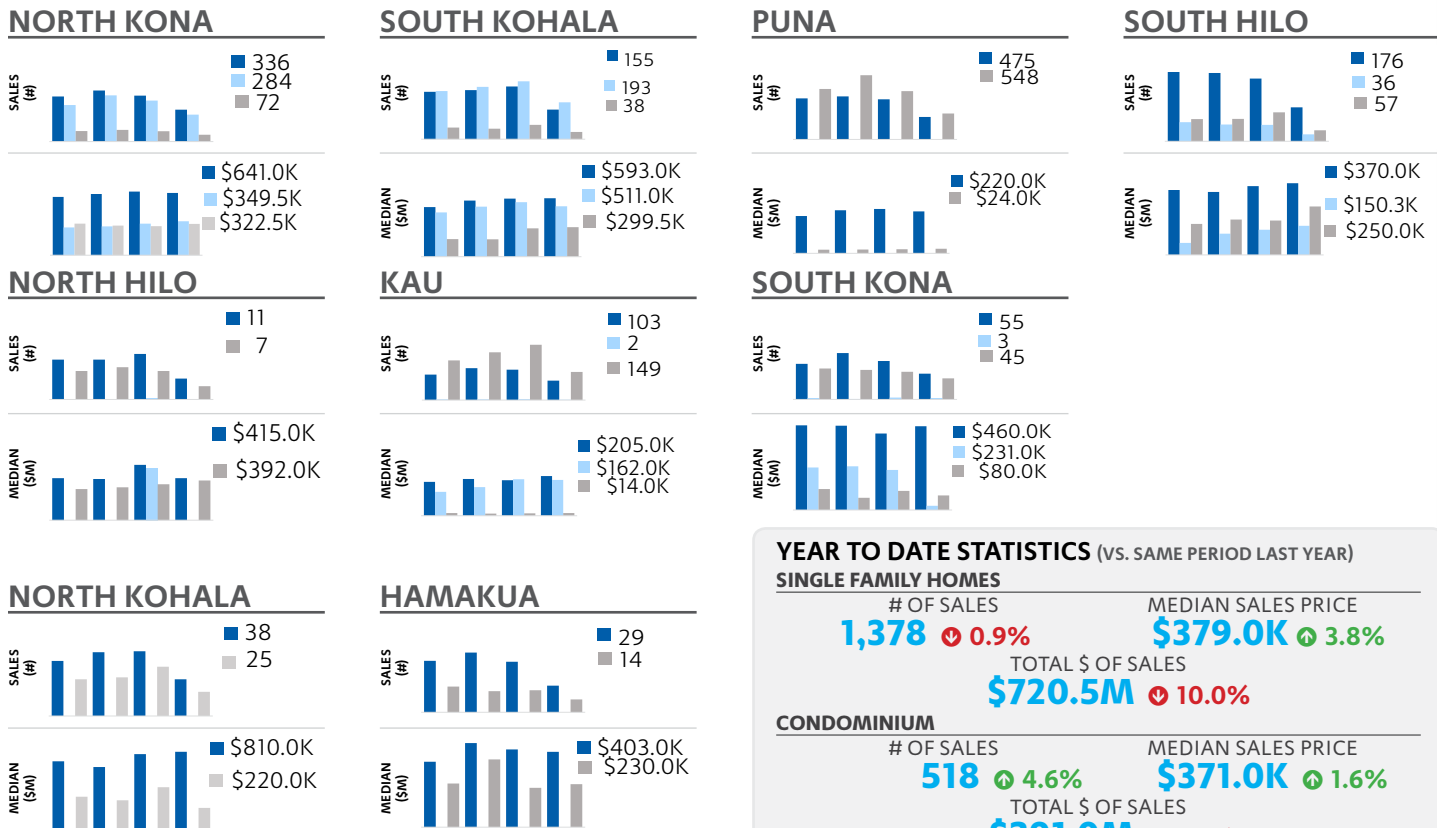
JULY 2019

SALES BY REGION (CURRENT MONTH) ▲ Increase/Decrease vs. Last Year ● No Change or No Value vs. Last Year

		SINGLE FAMILY HOMES			CONDOMINIUM			VACANT LAND		
		#	\$ AMT	MEDIAN	#	\$ AMT	MEDIAN	#	\$ AMT	MEDIAN
WEST	North Kona	49 ▲	\$41.2M ▲	\$600.0K ▼	37 ▲	\$16.5M ▲	\$295.0K ▲	9 ▲	\$11.4M ▲	\$325.0K ▲
	South Kohala	28 ▲	\$23.4M ▲	\$590.0K ▲	23 ▲	\$16.2M ▲	\$511.0K ▼	8 ▲	\$5.1M ▲	\$350.0K ▲
WEST TOTAL		77 ▲	\$64.6M ▲	\$599.0K ▲	60 ▲	\$32.8M ▲	\$335.0K ▲	17 ▲	\$16.6M ▲	\$325.0K ▲
EAST	Puna	78 ▲	\$20.0M ▲	\$246.3K ▲	--	--	--	73 ▲	\$3.7M ▲	\$27.0K ▼
	South Hilo	29 ▼	\$11.5M ▼	\$370.0K ▲	3 ▼	\$672.0K ▼	\$240.0K ▲	9 ▲	\$3.0M ▲	\$335.0K ▲
	North Hilo	2 ●	\$814.0K ▲	\$407.0K ▲	--	--	--	--	--	--
EAST TOTAL		109 ▲	\$32.3M ▼	\$292.0K ▲	3 ▼	\$672.0K ▼	\$240.0K ▲	82 ▲	\$6.7M ▲	\$30.0K ▼
NORTH	North Kohala	7 ▲	\$5.0M ▲	\$405.0K ▼	--	--	--	4 ▲	\$935.0K ▲	\$170.0K ▼
	Hamakua	3 ▲	\$1.6M ▲	\$580.0K ▲	--	--	--	4 ▲	\$2.0M ▲	\$314.5K ▼
NORTH TOTAL		10 ▲	\$6.6M ▲	\$497.5K ▼	--	--	--	8 ▲	\$2.9M ▲	\$259.5K ▼
SOUTH	Kau	14 ▼	\$3.4M ▼	\$265.0K ▲	--	--	--	17 ▼	\$678.9K ▼	\$12.5K ▼
	South Kona	6 ▲	\$2.6M ▲	\$391.5K ▼	--	--	--	5 ●	\$1.2M ▼	\$185.0K ▼
SOUTH TOTAL		20 ●	\$6.0M ▼	\$312.5K ▲	--	--	--	22 ▼	\$1.9M ▼	\$14.0K ▼

SALES COMPARISON (YEAR OVER YEAR & 2019 YTD SHOWN)

TOP NEIGHBORHOODS BY # OF SALES (CURRENT MONTH)



YEAR TO DATE STATISTICS (VS. SAME PERIOD LAST YEAR)

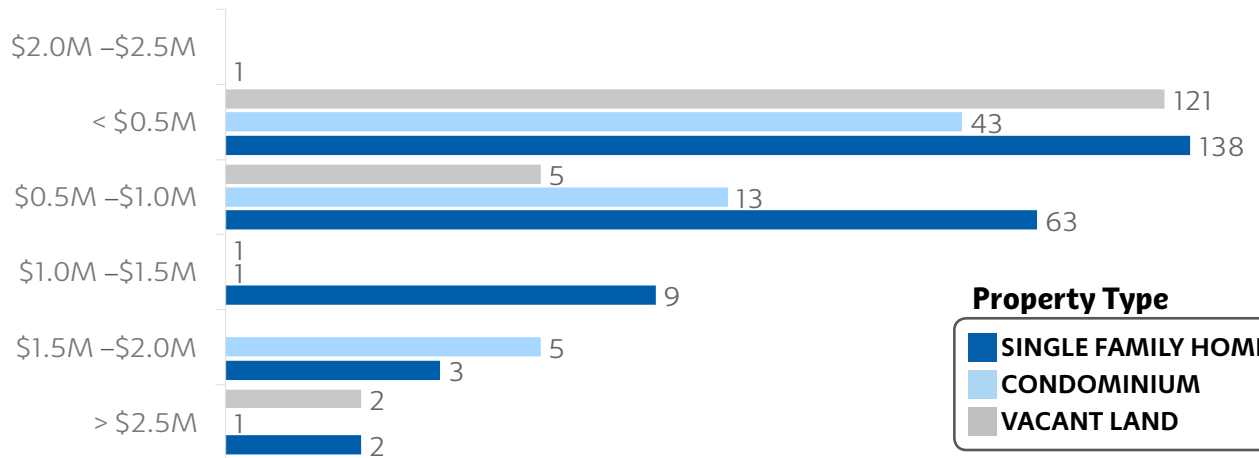
Property Type	# OF SALES	% Change	MEDIAN SALES PRICE	% Change
SINGLE FAMILY HOMES	1,378	▼ 0.9%	\$379.0K	▲ 3.8%
TOTAL \$ OF SALES			\$720.5M	▼ 10.0%
CONDOMINIUM	518	▲ 4.6%	\$371.0K	▲ 1.6%
TOTAL \$ OF SALES			\$291.0M	▼ 1.0%
VACANT LAND	955	▲ 18.8%	\$32.0K	▲ 6.7%
TOTAL \$ OF SALES			\$159.2M	▲ 0.2%

* Annual trend shown include 2016 to present

NEIGHBORHOOD SALES

Information Deemed Reliable But Not Guaranteed. SOURCE: Multiple Listing Services from respective Boards of REALTORS®, Bureau of Conveyances, and Title Guaranty.

ISLAND SALES (#) BY PRICE RANGE



TG TEAM — Hawaii Island

Let Us Be A Part Of Your Solution!



MATT H. TAKATA
Senior Vice President
State Manager Neighbor Island
O: (808) 241-4369 C: (808) 284-3178
mtakata@tghawaii.com



JANET LUM WON
Senior Vice President
Kona
(808) 327-3220
jlmwon@tghawaii.com



CAROL J. MENDES
Branch Manager
Kamuela
O: (808) 887-6027 C: (808) 345-8429
cmendes@tghawaii.com



DEVON M. KIKUKAWA
Assistant Branch Manager
Kona
O: (808) 935-9598 C: (808) 731-9806
dkikukawa@tghawaii.com



BRIANNA SERIKAKU
Account Manager
North & West Hawaii
(808) 987-4055
bserikaku@tghawaii.com



DEBRA N. TOMONO
Escrow Officer
Hilo
O: (808) 933-2375 C: (808) 464-3799
dtomono@tghawaii.com



MICHAEL I. NAGAI
Senior Escrow Officer
Hilo
O: (808) 933-2374 C: (808) 753-4720
mnagai@tghawaii.com



LAURIE A. MEDEIROS
Escrow Officer
Hilo
O: (808) 933-2383 C: (808) 731-9793
lmedeiros@tghawaii.com



TRACY M. YAMAGUCHI
Escrow Officer
Hilo
O: (808) 933-3526 C: (808) 365-3222
tyamaguchi@tghawaii.com



WINONA GARCIA
Escrow Officer
Kona
O: (808) 327-3224 C: (808) 212-4434
wgarcia@tghawaii.com



MARLENE ELISAGA
Escrow Officer
Kona
O: (808) 327-3225 C: (808) 796-1519
melisaga@tghawaii.com



LAUREN L. LEONG
Escrow Officer
Kamuela
O: (808) 887-6034 C: (808) 365-4305
lleong@tghawaii.com

Visit a TG Hawaii Branch Near You!

KONA

75-170 Hualalai Road, Suite C-210
Kailua-Kona, HI 96740

808-329-6666

kona@tghawaii.com

KAMUELA

Carter Professional Building
65-1230 Mamalahoa Hwy, Bldg.
F Suite F-101 Kamuela, HI 96743

808-887-6020

kamuela@tghawaii.com

HILO

460 Kilauea Avenue, Suite 101
Hilo, HI 96720

808-935-6638

hilo@tghawaii.com