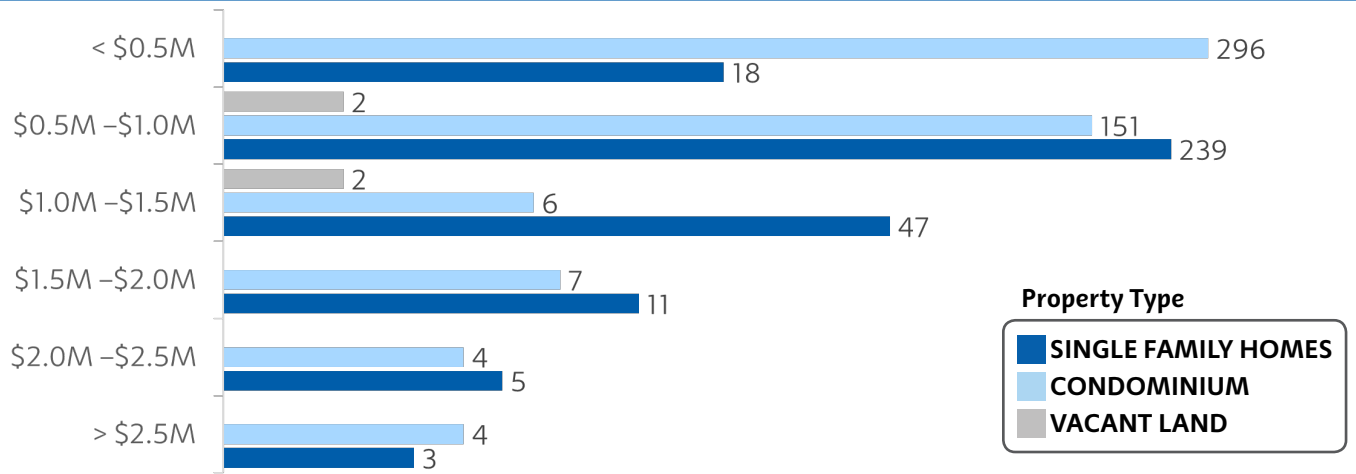


ISLAND SALES (#) BY PRICE RANGE



TG TEAM — East Oahu

Let Us Be A Part Of Your Solution!



CHRISTOPHER P. AGUILERA
Senior Vice President
Escrow State Manager
O: (808) 533-5861 C: (808) 388-5444
caguilera@tghawaii.com



WILLARD HARAGUCHI
Senior Vice President
Title Operations
O: (808) 539-7727 C: (808) 271-4527
wharaguchi@tghawaii.com



ALAN S. CHUN
Branch Manager
Hawaii Kai
O: (808) 394-5240 C: (808) 286-4940
achun@tghawaii.com



RYAN M. NAGATORI
Branch Manager
Kahala
O: (808) 733-6035 C: (808) 681-2488
rnagatori@tghawaii.com



VICKIE MARINO
Account Manager
East Oahu
(808) 286-4954
vmarino@tghawaii.com



ROXANNE OLAYAN
Senior Escrow Officer
Kahala
O: (808) 733-6038 C: (808) 294-2917
rolayan@tghawaii.com



DIANA S. KANAGAWA
Escrow Officer
Kahala
O: (808) 733-6028 C: (808) 347-5974
dkanagawa@tghawaii.com



MIKI K. VILLARD
Escrow Officer
Kahala
O: (808) 733-6047 C: (808) 286-1047
mvillard@tghawaii.com



JEFF LEE
Escrow Officer
Kahala
O: (808) 733-6030 C: (808) 753-5206
jylee@tghawaii.com



KAELEE M. WON
Escrow Officer
Kahala
O: (808) 733-6044 C: (808) 688-4709
kmmwon@tghawaii.com



RELLY HIROKAWA
Escrow Officer
Kahala
O: (808) 521-0294 C: (808) 347-2711
rhirokawa@tghawaii.com

Visit a TG East Oahu Branch Near You!

HAWAII KAI

6600 Kalanianaʻole Hwy., Ste. 108A
Honolulu, HI 96825

808-394-5252

hawaiiikai@tghawaii.com

KAHALA

4211 Waiʻalae Ave., Ste. 104
Honolulu, HI 96816

808-733-6020

kahala@tghawaii.com



TITLE GUARANTY

TITLE & ESCROW SERVICES

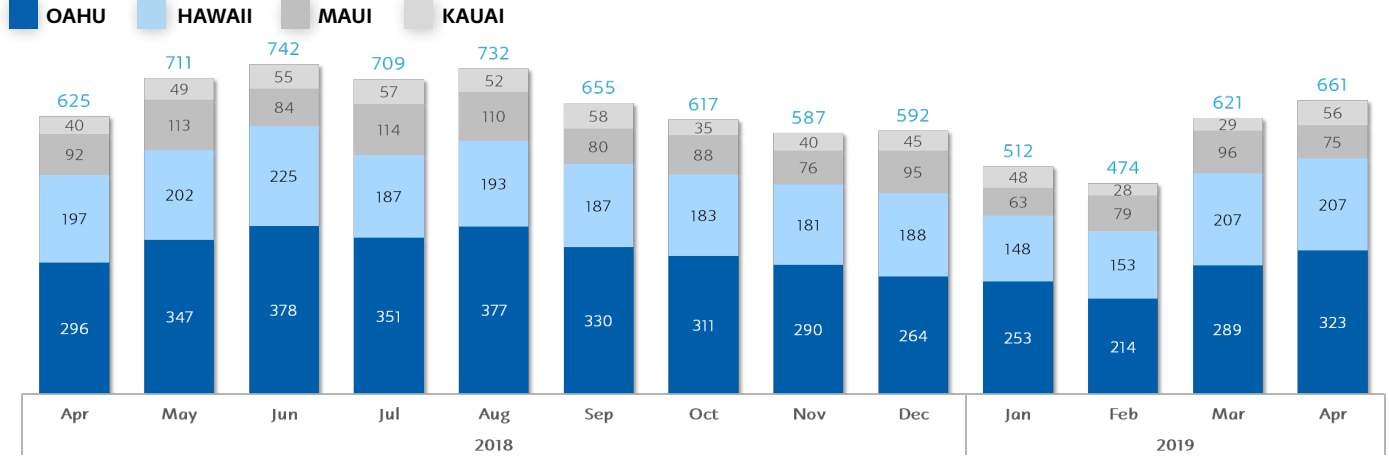
RESIDENTIAL SALES REPORT APRIL 2019

EAST OAHU

ISLAND SALES

SINGLE FAMILY HOME

CONDOMINIUM



OF SALES
323

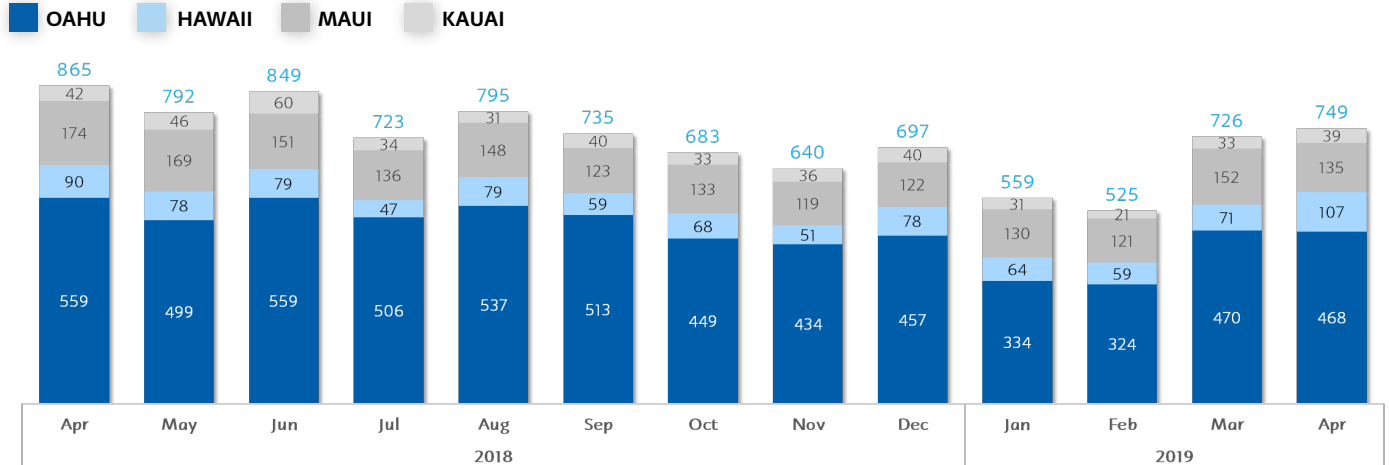
↑ 11.8% VS. LAST MONTH
↑ 9.1% VS. LAST YEAR

MEDIAN SALES PRICE
\$765,000

↓ 2.9% VS. LAST MONTH
↓ 3.7% VS. LAST YEAR

TOTAL \$ OF SALES
\$281,843,339

↑ 6.5% VS. LAST MONTH
↓ 3.9% VS. LAST YEAR



OF SALES
468

↓ 0.4% VS. LAST MONTH
↓ 16.3% VS. LAST YEAR

MEDIAN SALES PRICE
\$418,950

↓ 1.4% VS. LAST MONTH
↑ 0.2% VS. LAST YEAR

TOTAL \$ OF SALES
\$241,799,024

↑ 0.4% VS. LAST MONTH
↓ 19.9% VS. LAST YEAR



VICKIE MARINO
Account Manager
East Oahu

(808) 286-4954
vmarino@tghawaii.com

information effective 05/01/2019

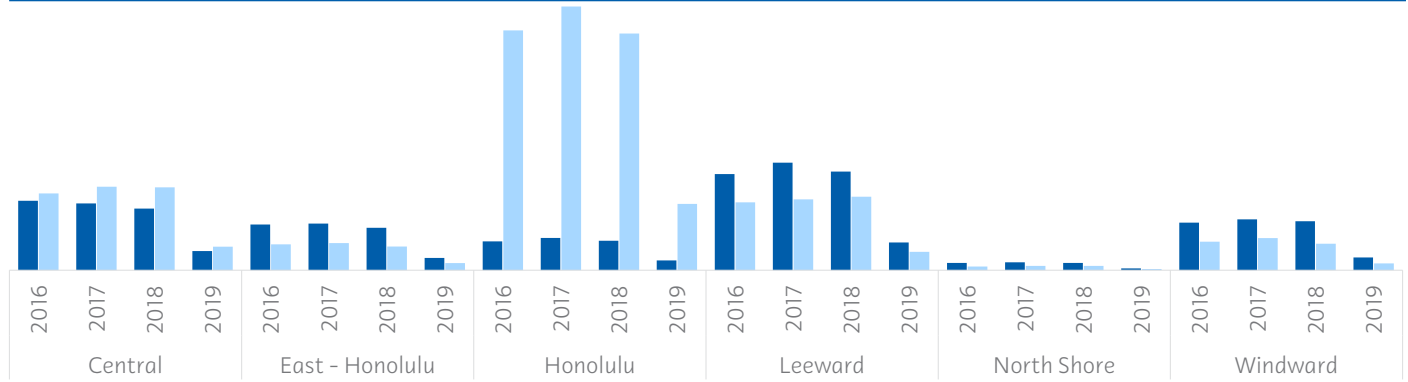


TITLE GUARANTY

TITLE & ESCROW SERVICES

REGIONAL SALES

SALES (#) COMPARISON (YEAR OVER YEAR)



	YEAR			TOTAL
CENTRAL	2016	899	995	1,894
	2017	865	1,081	1,946
	2018	798	1,073	1,871
	2019	248	304	552
EAST - HONOLULU	2016	591	335	926
	2017	604	351	955
	2018	550	307	857
	2019	158	93	251
HONOLULU	2016	374	3,105	3,479
	2017	417	3,415	3,832
	2018	381	3,065	3,446
	2019	126	858	984

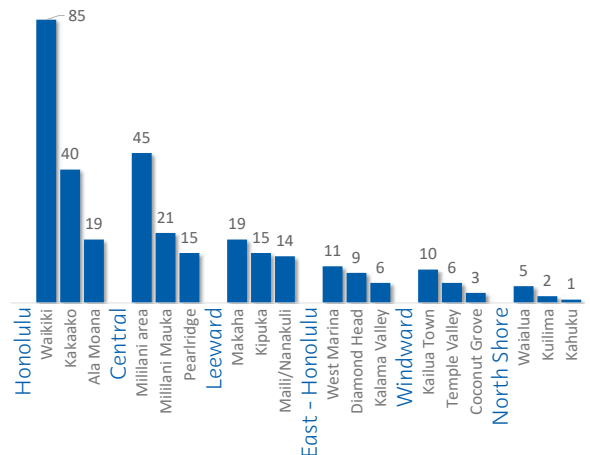
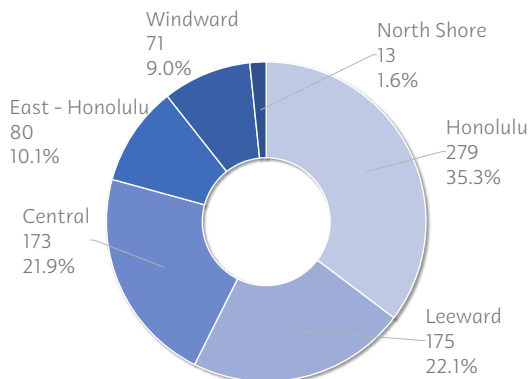
	YEAR			TOTAL
LEeward	2016	1,245	878	2,123
	2017	1,392	917	2,309
	2018	1,278	952	2,230
	2019	359	237	596
NORTH SHORE	2016	94	48	142
	2017	103	56	159
	2018	95	56	151
	2019	23	15	38
WINDWARD	2016	617	369	986
	2017	658	415	1,073
	2018	634	343	977
	2019	165	89	254

* YTD Sales (#) vs. same period of previous years

Property Type



OF SALES BY REGION



* Excluding Vacant Land Sales

* Top 3 Neighborhoods Shown—Excluding Vacant Land Sales

RESIDENTIAL SALES REPORT

EAST OAHU

APRIL 2019

SALES BY REGION (CURRENT MONTH)

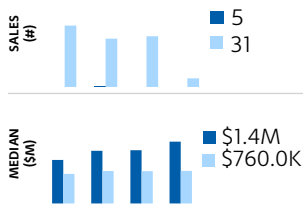
▲ Increase/Decrease vs. Last Year ● No Change or No Value vs. Last Year

	SINGLE FAMILY HOMES			CONDOMINIUM		
	#	\$ AMT	MEDIAN	#	\$ AMT	MEDIAN
WEST MARINA	2 ▲	\$3.1M ▲	\$1.5M ▲	9 ▼	\$7.9M ▼	\$840.0K ▲
DIAMOND HEAD	3 ▲	\$7.5M ▲	\$2.4M ▲	6 ▼	\$11.5M ▲	\$1.3M ▲
KALAMA VALLEY	6 ▲	\$5.8M ▲	\$930.0K ▼	--	--	--
KAIMUKI	4 ●	\$3.7M ▼	\$904.0K ▼	1-	\$405.0K -	\$405.0K -
HAAHAIONE-LOWER	--	--	--	4 ▼	\$2.2M ▼	\$542.5K ▲
WILHEMINA	4 ▲	\$4.9M ▲	\$1.2M ▼	--	--	--
PALOLO	3 ▲	\$2.9M ▲	\$825.0K ▲	1-	\$600.0K -	\$600.0K -
ST. LOUIS	2 ●	\$1.8M ▼	\$904.8K ▼	1 ●	\$545.0K ▼	\$545.0K ▼
AINA HAINA AREA	3 ▲	\$3.8M ▲	\$1.1M ▼	--	--	--
KAPAHULU	3 ▼	\$2.9M ▼	\$1.0M ▼	--	--	--

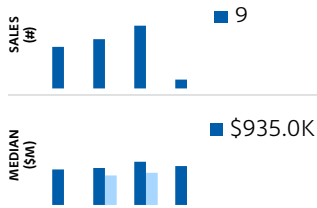
SALES COMPARISON (YEAR OVER YEAR & 2019 YTD SHOWN)

TOP 5 NEIGHBORHOODS BY # OF SALES (CURRENT MONTH)

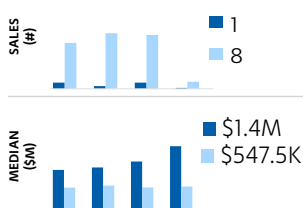
WEST MARINA



KALAMA VALLEY

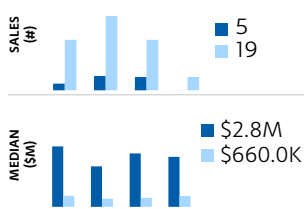


HAAHAIONE-LOWER

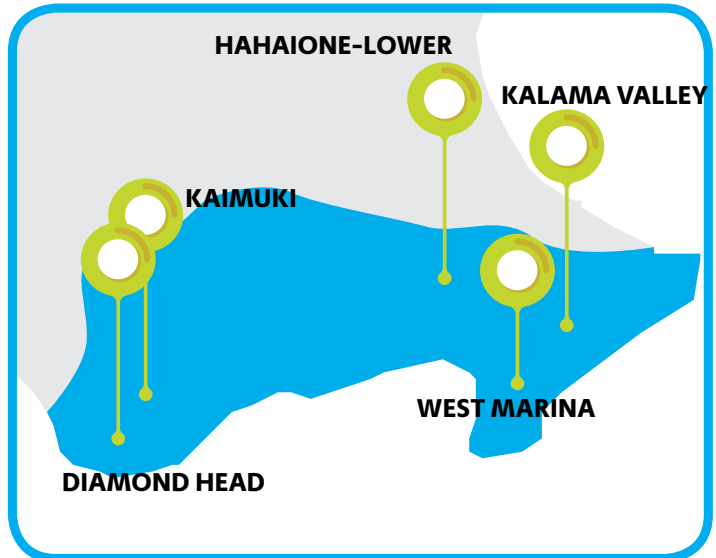
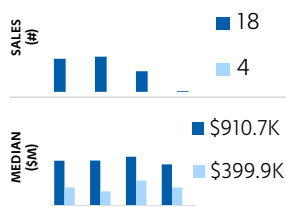


* Annual trend shown include 2016 to present;
Top 5 Neighborhood Shown

DIAMOND HEAD



KAIMUKI



YEAR TO DATE STATISTICS (VS. SAME PERIOD LAST YEAR)

SINGLE FAMILY HOMES

OF SALES: 158 ▼ 5.4%
MEDIAN SALES PRICE: \$1.2M ▼ 3.3%
TOTAL \$ OF SALES: \$241.4M ▼ 17.6%

CONDOMINIUM

OF SALES: 93 ▼ 13.9%
MEDIAN SALES PRICE: \$600.0K ▼ 5.3%
TOTAL \$ OF SALES: \$75.9M ▲ 0.9%