



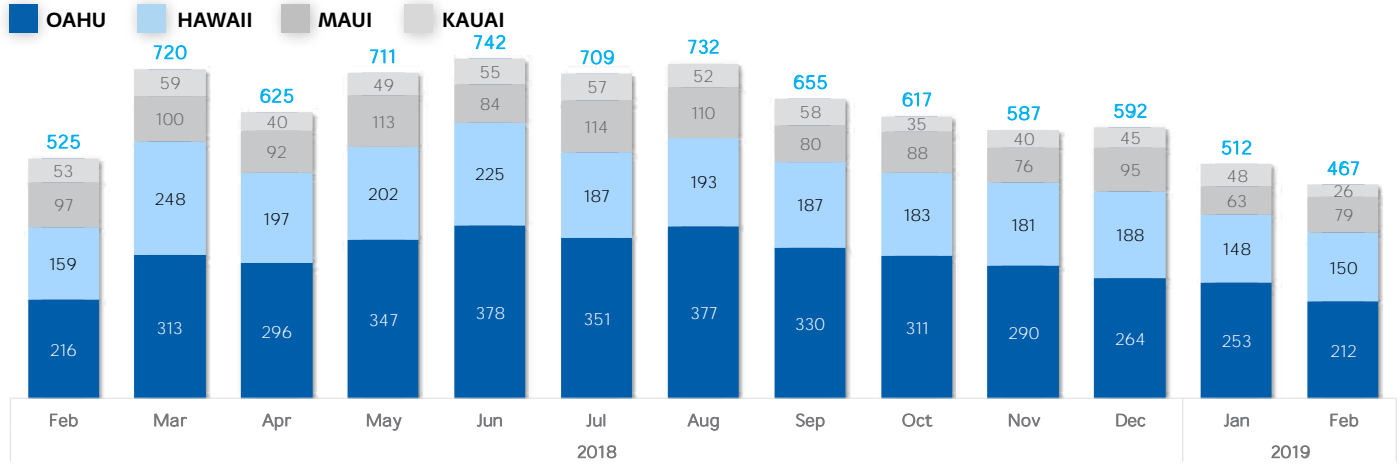
TITLE GUARANTY

TITLE & ESCROW SERVICES

RESIDENTIAL SALES REPORT FEBRUARY 2019

MAUI

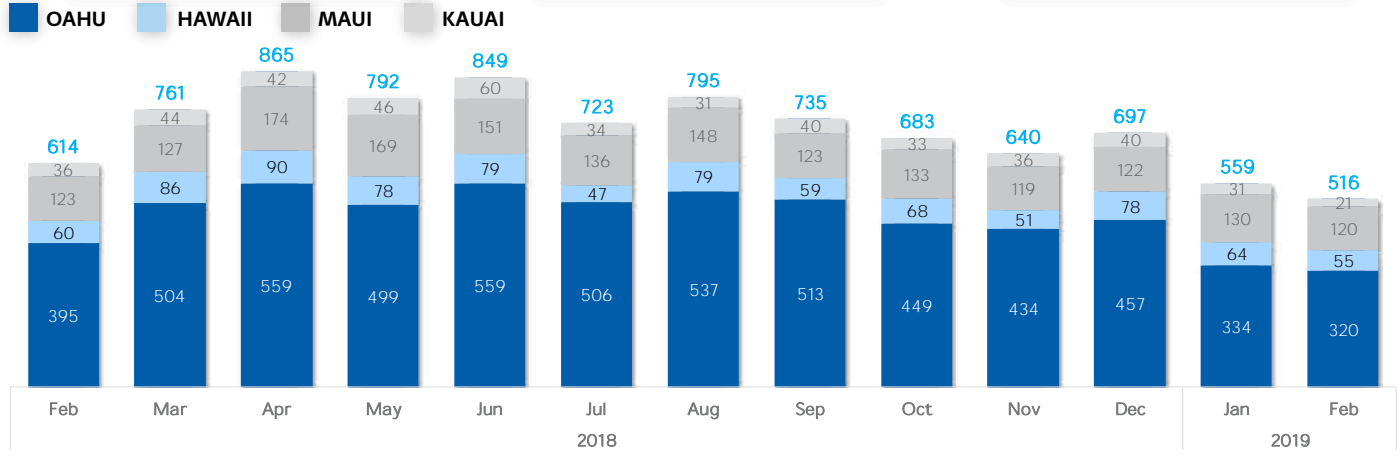
ISLAND SALES SINGLE FAMILY HOME CONDOMINIUM



OF SALES
79
 ↑ 25.4% VS. LAST MONTH
 ↓ 18.6% VS. LAST YEAR

MEDIAN SALES PRICE
\$790,000
 ↑ 8.2% VS. LAST MONTH
 ↑ 15.3% VS. LAST YEAR

TOTAL \$ OF SALES
\$92,010,193
 ↑ 61.1% VS. LAST MONTH
 ↓ 20.1% VS. LAST YEAR



OF SALES
120
 ↓ 7.7% VS. LAST MONTH
 ↓ 2.4% VS. LAST YEAR

MEDIAN SALES PRICE
\$524,500
 ↓ 0.7% VS. LAST MONTH
 ↑ 12.0% VS. LAST YEAR

TOTAL \$ OF SALES
\$72,057,910
 ↓ 23.9% VS. LAST MONTH
 ↓ 16.0% VS. LAST YEAR

information effective 01/02/2019



GRAY R. MARINO
Account Manager
Maui

O: (808) 891-1170 C: (808) 745-7445
gmarino@tghawaii.com

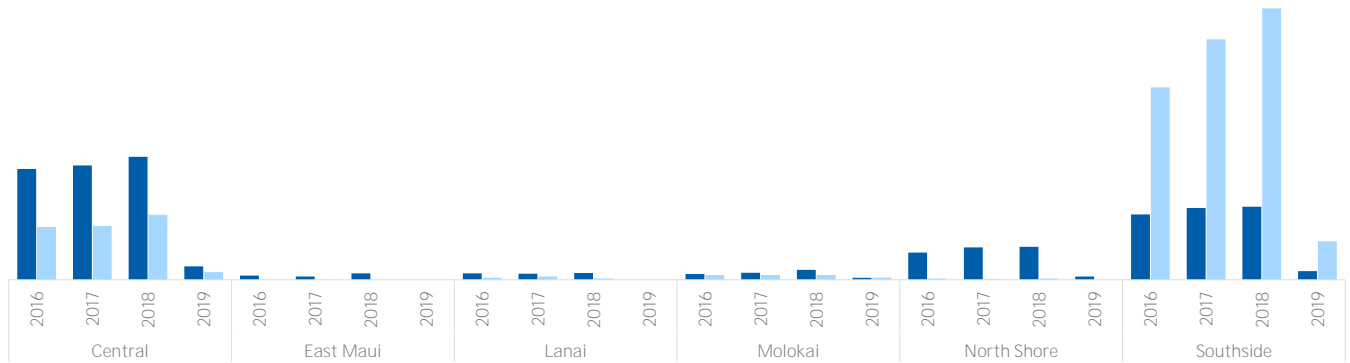


TITLE GUARANTY

TITLE & ESCROW SERVICES

REGIONAL SALES

SALES (#) COMPARISON (YEAR OVER YEAR)



	YEAR		TOTAL	
CENTRAL	2016	346	165	511
	2017	357	168	525
	2018	384	203	587
	2019	42	24	66
EAST MAUI	2016	13		13
	2017	10	1	11
	2018	20		20
	2019			
LANAI	2016	20	6	26
	2017	19	10	29
	2018	21	4	25
	2019			
MOLOKAI	2016	18	15	33
	2017	22	15	37
	2018	31	15	46
	2019	6	7	13

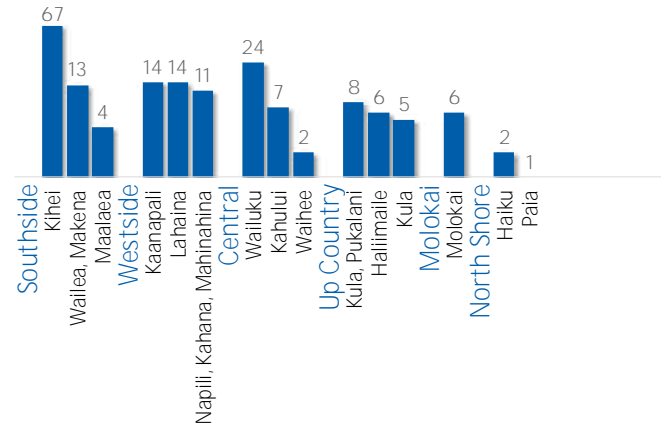
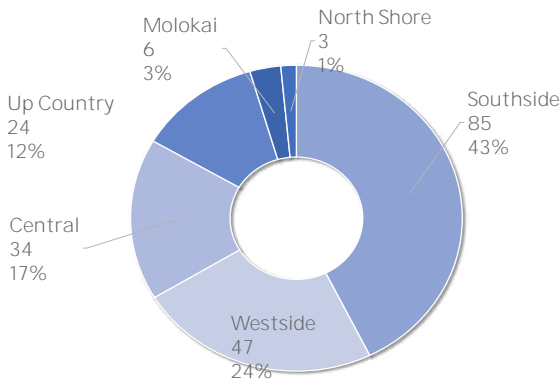
	YEAR		TOTAL	
NORTH SHORE	2016	85	4	89
	2017	101	2	103
	2018	103	4	107
	2019	10		10
SOUTHSHORE	2016	204	601	805
	2017	224	751	975
	2018	228	848	1,076
	2019	27	120	147
UP COUNTRY	2016	242	29	271
	2017	227	22	249
	2018	219	26	245
	2019	35	5	40
WESTSIDE	2016	147	485	632
	2017	139	475	614
	2018	130	545	675
	2019	22	94	116

Property Type



* YTD Sales (#) vs. same period of previous years

OF SALES BY REGION



* Excluding Vacant Land Sales

* Top 3 Neighborhoods Shown—Excluding Vacant Land Sales

RESIDENTIAL SALES REPORT

MAUI FEBRUARY 2019

SALES BY REGION (CURRENT MONTH)



Increase/Decrease vs. Last Year



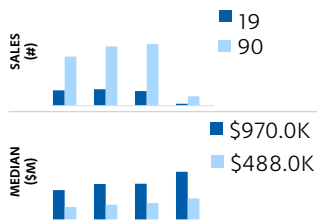
No Change or No Value vs. Last Year

	SINGLE FAMILY HOMES			CONDOMINIUM			
	#	\$ AMT	MEDIAN	#	\$ AMT	MEDIAN	
SOUTHSIDE	Kihei	13 ▼	\$12.3M ▲	\$970.0K ▲	54 ▲	\$26.6M ▲	\$448.8K ▲
	Wailea, Makena	2 ●	\$3.3M ▼	\$1.7M ▼	11 ▼	\$14.3M ▼	\$1.2M ▲
	Maalaea	--	--	--	4 ▲	\$2.0M ▲	\$484.5K ▲
SOUTHSIDE TOTAL	16 ▼	\$16.5M ▼	\$970.1K ▲	69 ▲	\$42.9M ▼	\$500.0K ▲	
WESTSIDE	Kaanapali	2 ●	\$5.3M ▲	\$2.6M ▲	12 ▼	\$8.1M ▼	\$588.3K ▼
	Lahaina	6 ▲	\$7.4M ▲	\$752.5K ▲	8 ▲	\$3.6M ▲	\$460.2K ▼
	Napili, Kahana, Mahinahina	2 ●	\$9.9M ▲	\$4.9M ▲	9 ▼	\$3.3M ▼	\$280.0K ▼
WESTSIDE TOTAL	14 ▲	\$32.5M ▲	\$1.7M ▲	33 ▼	\$18.7M ▼	\$475.0K ▼	
UP COUNTRY	Kula, Pukalani	8 ▲	\$8.2M ▲	\$1.0M ▲	--	--	--
	Haliimaile	6 ▲	\$9.7M ▲	\$717.5K ▼	--	--	--
	Kula	2 ▼	\$2.1M ▼	\$1.0M ▲	3 ▲	\$3.7M ▲	\$1.3M ▲
UP COUNTRY TOTAL	21 ▲	\$23.9M ▲	\$850.0K ▼	3 ▲	\$3.7M ▲	\$1.3M ▲	
CENTRAL	Wailuku	13 ▼	\$8.3M ▼	\$630.0K ▼	11 ▲	\$5.9M ▲	\$543.0K ▲
	Kahului	5 ▼	\$2.8M ▼	\$625.0K ▼	2 ▼	\$490.0K ▲	\$245.0K ▲
	Waihee	2 ▲	\$1.6M ▲	\$795.0K ▲	--	--	--
CENTRAL TOTAL	21 ▼	\$14.0M ▼	\$645.0K ▼	13 ●	\$6.4M ▲	\$540.0K ▲	
NORTH SHORE	Haiku	2 ▼	\$1.8M ▼	\$915.0K ▲	--	--	--
	Paia	1 -	\$1.4M -	\$1.4M -	--	--	--
NORTH SHORE TOTAL	3 ▼	\$3.3M ▼	\$1.4M ▲	--	--	--	
MOLOKAI	Molokai	4 ▲	\$1.9M ▲	\$377.5K ▼	2 ▲	\$379.1K ▲	\$189.6K ▼
MOLOKAI TOTAL	4 ▲	\$1.9M ▲	\$377.5K ▼	2 ▲	\$379.1K ▲	\$189.6K ▼	

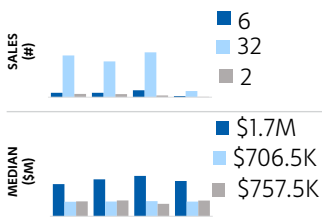
SALES COMPARISON (YEAR OVER YEAR & 2019 YTD SHOWN)

TOP NEIGHBORHOODS BY # OF SALES (CURRENT MONTH)

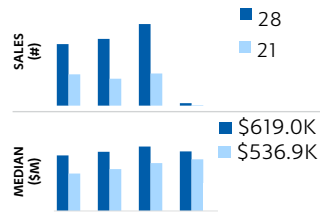
KIHEI



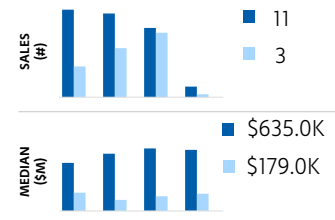
KAANAPALI



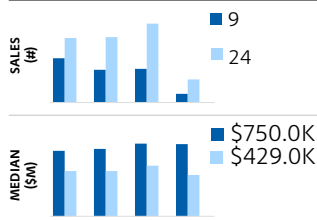
WAILUKU



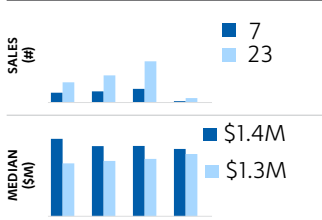
WAILUKU



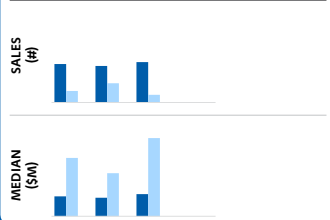
LAHAINA



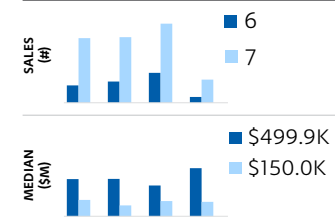
WAILEA, MAKENA



LANAI



MOLOKAI



YEAR TO DATE STATISTICS (VS. SAME PERIOD LAST YEAR)

SINGLE FAMILY HOMES

OF SALES: **142** ▼ 22.8%

MEDIAN SALES PRICE: **\$751.4K** ▲ 9.5%

TOTAL \$ OF SALES: **\$149.1M** ▼ 30.8%

CONDOMINIUM

OF SALES: **250** ▲ 2.9%

MEDIAN SALES PRICE: **\$525.5K** ▲ 8.5%

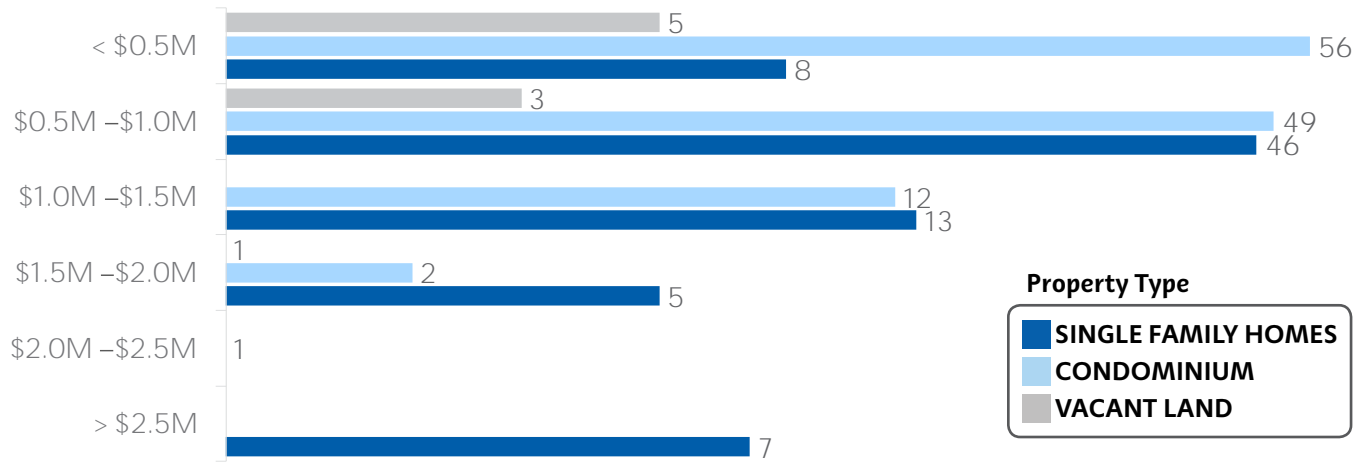
TOTAL \$ OF SALES: **\$166.8M** ▲ 1.7%

* Annual trend shown include 2015 to present; Top 6 & Lanai/Molokai Neighborhood Shown

NEIGHBORHOOD SALES

Information Deemed Reliable But Not Guaranteed. SOURCE: Multiple Listing Services from respective Boards of REALTORS®, Bureau of Conveyances, and Title Guaranty.

ISLAND SALES (#) BY PRICE RANGE



TG TEAM — Maui

Let Us Be A Part Of Your Solution!



MATT H. TAKATA
Senior Vice President
State Manager Neighbor Island
O: (808) 241-4369 C: (808) 284-3178
mtakata@tghawaii.com



MICHAEL E. GAMBERDELL
Maui Regional Manager
Escrow Services
O: (808) 871-2297 C: (808) 265-3641
mgamberdell@tghawaii.com



TAMARA Y. CABANILLA-ARICAYOS
Assistant Branch Manager
Wailea
O: (808) 875-6686 C: (808) 264-3316
tcabanilla@tghawaii.com



GRAY R. MARINO
Account Manager
Maui
O: (808) 891-1170 C: (808) 745-7445
gmarino@tghawaii.com



GWEN M. VIDA
Escrow Officer
Kahului
O: (808) 871-2296 C: (808) 281-3913
gvida@tghawaii.com



BRENDA C. AKANA
Escrow Officer
Kahului
O: (808) 871-2225 C: (808) 264-6964
bakana@tghawaii.com



PEARL I. GORE
Escrow Officer
Lahaina
O: (808) 661-1286 C: (808) 495-5310
pgore@tghawaii.com



TWYLA L. KUKAHIKO
Escrow Officer
Lahaina
O: (808) 661-1216 C: (808) 419-4705
tkukahiko@tghawaii.com

Visit a TG Maui Branch Near You!

KAHULUI

80 S. Puunene Avenue
Kahului, HI 96732

808-871-2200

kahului@tghawaii.com

LAHAINA

3350 Lwr Honoapiilani Road, Suite 213
Lahaina, HI 96761

808-661-8715

lahaina@tghawaii.com

WAILEA

161 Wailea Ike Place, Unit C101, Suite 2
Kihei, HI 96753

808-891-1170

wailea@tghawaii.com