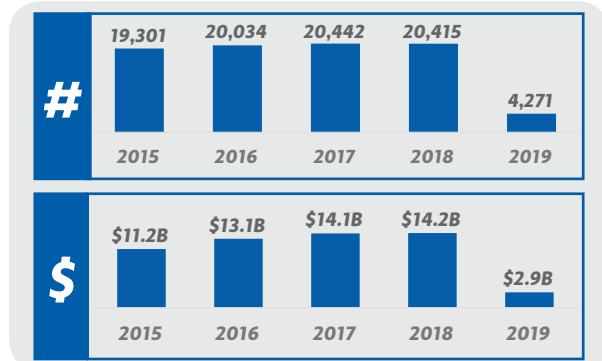
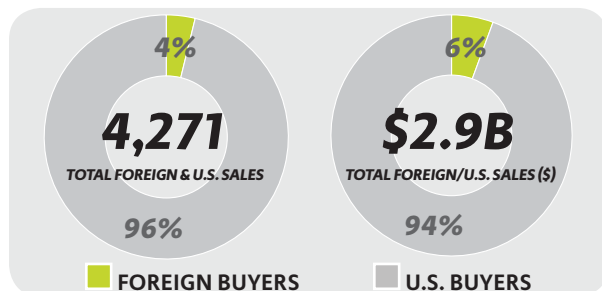
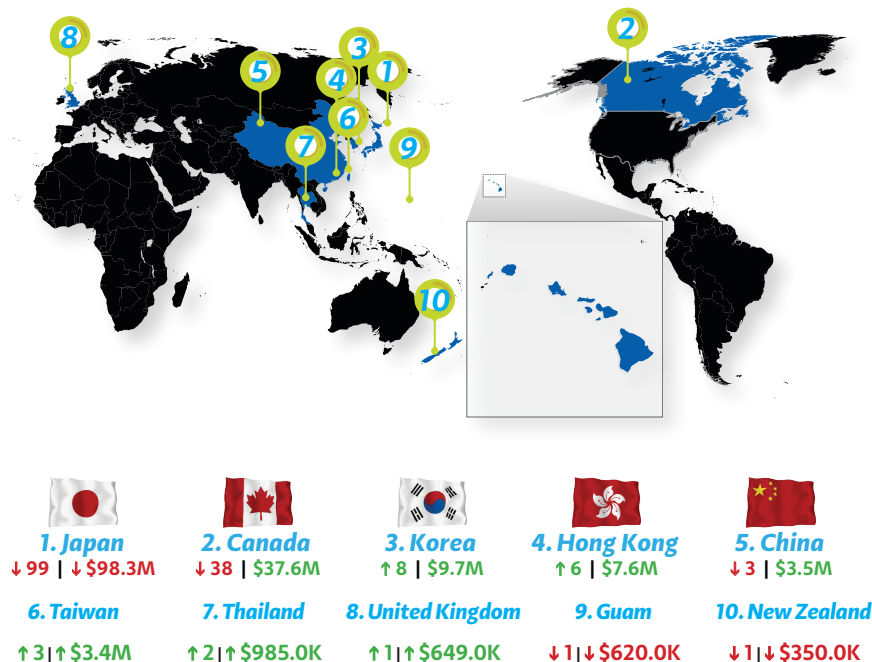


# BUYER STATISTICS

## JANUARY-MARCH 2019

### Top Foreign Buyers of Hawaii Property

NO. OF SALES | \$ AMOUNT



Note: YTD values vs. previous years YTD values

### Top U.S. Buyers of Hawaii Property

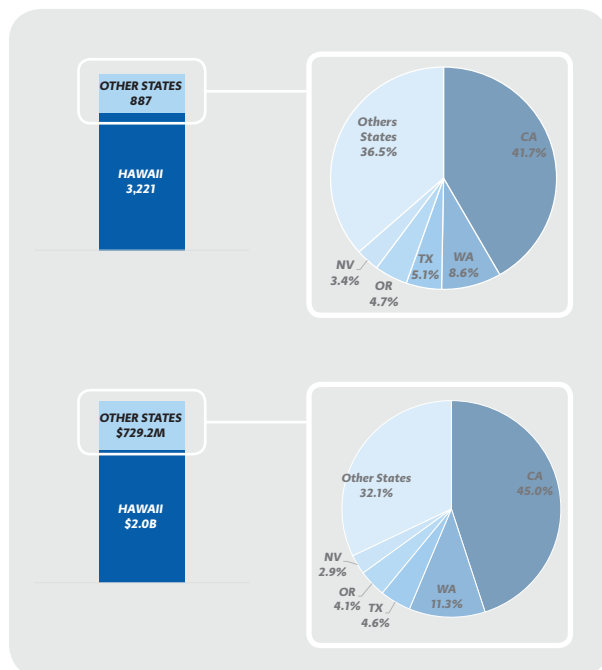
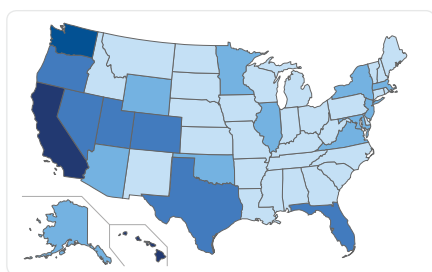
NO. OF SALES | \$ AMOUNT

#### TOP STATES BY NO. OF SALES

- Hawaii (HI) : 3,221
- California (CA) : 370
- Washington (WA) : 76
- Texas (TX) : 45
- Oregon (OR) : 42
- Nevada (NV) : 30
- Colorado (CO) : 28
- Utah (UT) : 27
- Florida (FL) : 27
- Alaska (AK) : 23

#### TOP STATES BY \$ AMOUNT

- Hawaii (HI) : \$2.0B
- California (CA) : \$328.3M
- Washington (WA) : \$82.1M
- Texas (TX) : \$33.6M
- Oregon (OR) : \$29.7M
- Nevada (NV) : \$21.4M
- Colorado (CO) : \$21.0M
- Utah (UT) : \$20.9M
- Florida (FL) : \$20.5M
- Wyoming (WY) : \$17.5M



Statistics provided by Title Guaranty. Information deemed reliable but not guaranteed. All rights to these materials are reserved; no reproduction without prior written consent.



**TITLE GUARANTY**  
TITLE & ESCROW SERVICES

*Title and Escrow is our business.  
Hawaii is our home.*

Call: (808) 521-0211 or Visit: [www.TGHawaii.com](http://www.TGHawaii.com)

# BUYER STATISTICS

## KAUAI | JANUARY-MARCH 2019

### Top Foreign & U.S. Buyers

NO. OF SALES | \$ AMOUNT

#### TOP FOREIGN BUYERS

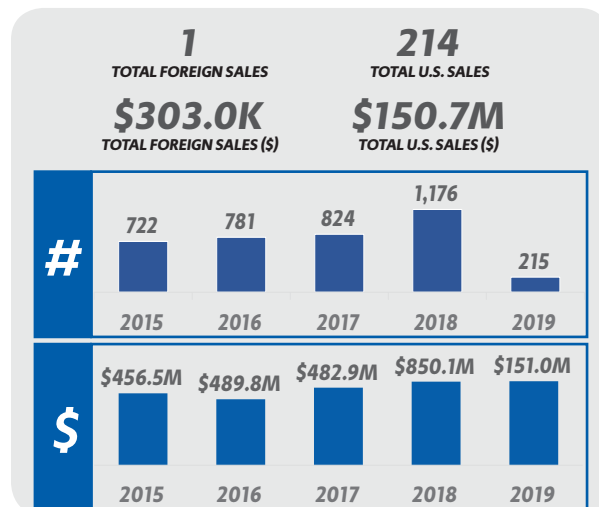


#### TOP STATES BY NO. OF SALES

- Hawaii (HI) : 127
- California (CA) : 47
- Utah (UT) : 5
- Oregon (OR) : 5
- Texas (TX) : 4
- Washington (WA) : 4
- Arizona (AZ) : 3
- Nevada (NV) : 3
- Florida (FL) : 2
- Maryland (MD) : 1

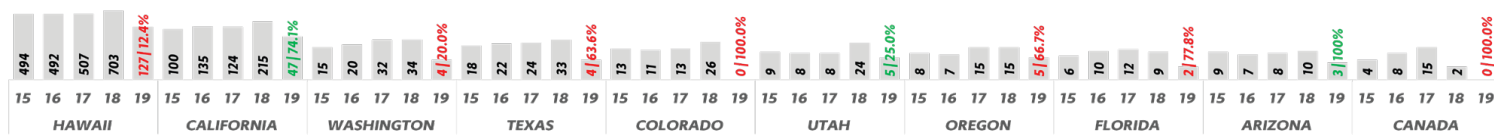
#### TOP STATES BY \$ AMOUNT

- Hawaii (HI) : \$65.7M
- California (CA) : \$39.5M
- Washington (WA) : \$8.5M
- Texas (TX) : \$6.5M
- Utah (UT) : \$4.7M
- Oregon (OR) : \$4.6M
- Maryland (MD) : \$3.6M
- Virginia (VA) : \$3.6M
- Nevada (NV) : \$3.0M
- Massachusetts (MA) : \$2.3M



Note: YTD values vs. previous years YTD values

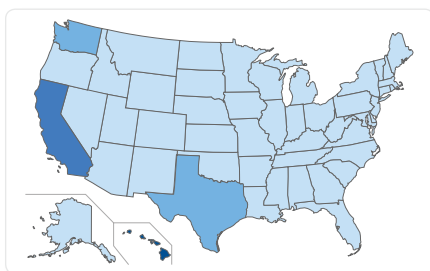
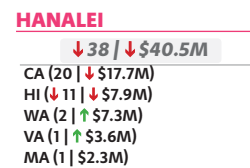
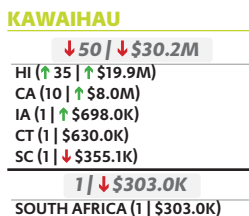
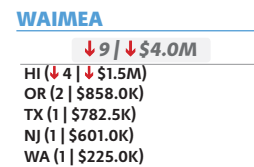
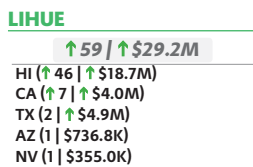
#### TOP BUYERS BY TOTAL NO. OF SALES (2015 - 2019)



Note: # values vs. same period of previous years

### Top Buyers by Region

NO. OF SALES | \$ AMOUNT



■ <\$5M 
 ■ \$5M - \$20M 
 ■ \$20M - \$40M 
 ■ \$40M - \$100M 
 ■ >\$100M

Statistics provided by Title Guaranty. Information deemed reliable but not guaranteed. All rights to these materials are reserved; no reproduction without prior written consent.



**TITLE GUARANTY**  
TITLE & ESCROW SERVICES

*Title and Escrow is our business.  
Hawaii is our home.*

Call: (808) 521-0211 or Visit: [www.TGHawaii.com](http://www.TGHawaii.com)